

For Project: Tivetshall
 Project Notes:
 Location/Name: Incoming
 Report Generated: 01/05/2024 17:47:06
 Speed Intervals: 5 MPH
 Time Intervals: Instant
 Traffic Report From: 01/04/2024 09:00:00 through 30/04/2024 23:59:59
 85th Percentile Speed: 34.3 MPH
 85th Percentile Vehicles: 7656
 Max Speed: 60 MPH on 06/04/2024 14:20:00
 Total Vehicles: 9007
 AADT: 304

Volumes - weekly counts

Time	5 Day	7 Day
Average Daily	328	311
AM Peak 02:00	25	23
PM Peak 15:00	33	29

Speed

Speed Limit: 30
 85th Percentile Speed: 34.3
 50th Percentile Speed: 28
 10 MPH Pace Interval: 25.0 MPH to 35.0 MPH
 Average Speed: 26.47

	Monday	Tuesday	Wednesday	Thursday	Friday	Saturday	Sunday
Count over limit	671	483	368	523	567	363	304
% over limit	43.2	31.9	36.4	40.7	37.7	30.8	31.6
Avg Speeder	34.4	34.4	34.4	34.9	34.7	34.5	34.8
Avg Speed	21.2	18.2	21.3	20.9	20.1	19.2	19.1

Day/Time Ending	85th pctl (MPH)	85th pctl cnts	Total Cnts	Max Speed	Avg Speeder	% Speeders	Avg Speed
01/04/2024 10:00:00	35.0	6	7	45	37.5	28.6%	29.9
01/04/2024 11:00:00	33.3	10	12	45	35.0	33.3%	28.3
01/04/2024 12:00:00	33.3	11	13	40	33.8	30.8%	27.1
01/04/2024 13:00:00	37.5	19	22	45	34.5	68.2%	29.8
01/04/2024 14:00:00	37.5	13	15	45	35.4	46.7%	29.1
01/04/2024 15:00:00	34.3	16	19	40	33.6	47.4%	28.0
01/04/2024 16:00:00	33.9	29	34	40	33.8	35.3%	27.2
01/04/2024 17:00:00	35.0	10	12	40	34.2	50.0%	28.8
01/04/2024 18:00:00	34.2	11	13	40	33.2	53.8%	27.8
01/04/2024 19:00:00	35.0	9	11	40	34.5	45.5%	29.8
01/04/2024 20:00:00	35.0	11	13	40	34.2	46.2%	27.5
01/04/2024 21:00:00	35.0	2	2	35	32.5	100.0%	32.5
01/04/2024 22:00:00	25.0	1	1	25	0.0	0.0%	22.0
01/04/2024 23:00:00	30.0	1	1	30	0.0	0.0%	27.0
02/04/2024 00:00:00	30.0	1	1	30	0.0	0.0%	27.0
02/04/2024 01:00:00	0.0	0	0	0	0.0	0.0%	0.0
02/04/2024 02:00:00	0.0	0	0	0	0.0	0.0%	0.0
02/04/2024 03:00:00	0.0	0	0	0	0.0	0.0%	0.0
02/04/2024 04:00:00	0.0	0	0	0	0.0	0.0%	0.0
02/04/2024 05:00:00	0.0	0	0	0	0.0	0.0%	0.0
02/04/2024 06:00:00	35.0	4	5	45	37.5	40.0%	24.0
02/04/2024 07:00:00	35.0	8	10	40	35.0	40.0%	26.0
02/04/2024 08:00:00	34.0	17	20	45	34.6	35.0%	27.1
02/04/2024 09:00:00	35.0	14	16	50	35.8	37.5%	28.4
02/04/2024 10:00:00	36.7	12	14	40	34.6	50.0%	29.8
02/04/2024 11:00:00	31.7	26	31	40	33.2	22.6%	26.0
02/04/2024 12:00:00	34.3	26	30	45	34.5	33.3%	27.7
02/04/2024 13:00:00	35.0	18	21	40	35.0	28.6%	27.4
02/04/2024 14:00:00	33.9	18	21	40	33.0	47.6%	28.1
02/04/2024 15:00:00	33.6	24	28	40	33.6	32.1%	28.5
02/04/2024 16:00:00	29.8	28	33	35	32.5	12.1%	26.0
02/04/2024 17:00:00	34.5	37	44	40	34.4	36.4%	28.0
02/04/2024 18:00:00	38.3	17	20	50	36.9	45.0%	29.6
02/04/2024 19:00:00	37.5	11	13	50	35.6	61.5%	32.1
02/04/2024 20:00:00	32.5	3	4	35	32.5	50.0%	27.0
02/04/2024 21:00:00	10.0	21	25	45	37.5	8.0%	11.4
02/04/2024 22:00:00	9.4	110	130	15	0.0	0.0%	7.7
02/04/2024 23:00:00	30.0	1	1	30	0.0	0.0%	27.0
03/04/2024 00:00:00	35.0	2	2	35	32.5	50.0%	27.0
03/04/2024 01:00:00	0.0	0	0	0	0.0	0.0%	0.0
03/04/2024 02:00:00	0.0	0	0	0	0.0	0.0%	0.0
03/04/2024 03:00:00	0.0	0	0	0	0.0	0.0%	0.0
03/04/2024 04:00:00	0.0	0	0	0	0.0	0.0%	0.0
03/04/2024 05:00:00	0.0	0	0	0	0.0	0.0%	0.0
03/04/2024 06:00:00	35.0	1	1	35	32.5	100.0%	32.0
03/04/2024 07:00:00	33.0	9	11	35	32.5	45.5%	26.4
03/04/2024 08:00:00	31.7	11	13	35	32.5	23.1%	26.8

Incoming Summary
Tivetshall

from Mon-Apr-01-2024-09-00-AM to Tue-Apr-30-2024-11-59-PM

03/04/2024 09:00:00	32.0	19	22	35	32.5	22.7%	25.8
03/04/2024 10:00:00	34.0	20	23	45	35.4	30.4%	27.8
03/04/2024 11:00:00	32.5	20	23	40	35.0	17.4%	24.4
03/04/2024 12:00:00	32.9	23	27	40	33.1	29.6%	25.5
03/04/2024 13:00:00	36.2	18	21	40	35.4	33.3%	27.0
03/04/2024 14:00:00	33.0	23	27	35	32.5	37.0%	28.3
03/04/2024 15:00:00	35.0	16	19	45	34.5	52.6%	30.6
03/04/2024 16:00:00	33.3	30	35	40	34.2	25.7%	26.4
03/04/2024 17:00:00	35.0	28	33	40	34.8	33.3%	27.8
03/04/2024 18:00:00	34.0	27	32	40	33.7	40.6%	27.2
03/04/2024 19:00:00	33.8	15	18	40	34.2	33.3%	26.5
03/04/2024 20:00:00	30.0	4	5	35	32.5	20.0%	27.0
03/04/2024 21:00:00	33.8	5	6	35	32.5	66.7%	30.3
03/04/2024 22:00:00	35.0	3	3	35	32.5	33.3%	28.7
03/04/2024 23:00:00	45.0	2	2	45	37.5	100.0%	37.0
04/04/2024 00:00:00	0.0	0	0	0	0.0	0.0%	0.0
04/04/2024 01:00:00	0.0	0	0	0	0.0	0.0%	0.0
04/04/2024 02:00:00	9.0	8	10	10	0.0	0.0%	7.4
04/04/2024 03:00:00	9.3	64	75	15	0.0	0.0%	7.5
04/04/2024 04:00:00	0.0	0	0	0	0.0	0.0%	0.0
04/04/2024 05:00:00	0.0	0	0	0	0.0	0.0%	0.0
04/04/2024 06:00:00	0.0	0	0	0	0.0	0.0%	0.0
04/04/2024 07:00:00	36.2	15	18	40	34.7	50.0%	28.6
04/04/2024 08:00:00	38.3	11	13	50	36.8	53.8%	31.7
04/04/2024 09:00:00	35.0	16	19	50	35.5	52.6%	30.6
04/04/2024 10:00:00	32.5	14	17	35	32.5	35.3%	27.7
04/04/2024 11:00:00	38.0	16	19	45	36.9	42.1%	29.0
04/04/2024 12:00:00	32.5	17	20	50	35.5	25.0%	27.3
04/04/2024 13:00:00	34.0	16	19	40	33.9	36.8%	29.3
04/04/2024 14:00:00	36.2	22	26	45	34.4	61.5%	30.4
04/04/2024 15:00:00	35.0	27	32	50	35.7	43.8%	29.0
04/04/2024 16:00:00	33.9	23	27	40	33.4	40.7%	28.3
04/04/2024 17:00:00	37.0	29	34	45	34.6	61.8%	30.4
04/04/2024 18:00:00	39.0	18	21	50	35.8	71.4%	32.9
04/04/2024 19:00:00	35.0	11	13	50	35.8	46.2%	30.5
04/04/2024 20:00:00	35.0	8	9	45	35.8	33.3%	25.3
04/04/2024 21:00:00	40.0	2	2	40	37.5	50.0%	32.0
04/04/2024 22:00:00	40.0	3	3	40	37.5	66.7%	33.7
04/04/2024 23:00:00	35.0	1	1	35	32.5	100.0%	32.0
05/04/2024 00:00:00	10.0	1	1	10	0.0	0.0%	7.0
05/04/2024 01:00:00	25.0	1	1	25	0.0	0.0%	22.0
05/04/2024 02:00:00	0.0	0	0	0	0.0	0.0%	0.0
05/04/2024 03:00:00	0.0	0	0	0	0.0	0.0%	0.0
05/04/2024 04:00:00	35.0	1	1	35	32.5	100.0%	32.0
05/04/2024 05:00:00	0.0	0	0	0	0.0	0.0%	0.0
05/04/2024 06:00:00	40.0	2	2	40	37.5	50.0%	27.0
05/04/2024 07:00:00	10.0	53	62	40	36.3	6.5%	10.0
05/04/2024 08:00:00	35.0	23	27	45	36.7	22.2%	18.8

05/04/2024 09:00:00	35.0	8	9	40	34.2	33.3%	24.2
05/04/2024 10:00:00	36.7	16	19	45	35.0	52.6%	28.5
05/04/2024 11:00:00	33.6	24	28	50	34.7	32.1%	27.5
05/04/2024 12:00:00	35.0	20	24	50	35.4	50.0%	30.3
05/04/2024 13:00:00	34.3	17	20	40	33.6	45.0%	29.0
05/04/2024 14:00:00	36.7	22	26	45	35.4	46.2%	29.9
05/04/2024 15:00:00	33.8	20	24	45	35.4	29.2%	28.0
05/04/2024 16:00:00	35.0	26	31	50	35.3	51.6%	29.9
05/04/2024 17:00:00	38.0	29	34	45	35.4	55.9%	30.3
05/04/2024 18:00:00	33.5	26	30	45	33.4	36.7%	26.6
05/04/2024 19:00:00	36.7	16	19	45	34.8	57.9%	27.9
05/04/2024 20:00:00	40.0	7	8	45	35.4	87.5%	32.6
05/04/2024 21:00:00	37.5	5	6	40	34.5	83.3%	32.8
05/04/2024 22:00:00	35.0	5	6	45	35.8	50.0%	31.2
05/04/2024 23:00:00	30.0	1	1	30	0.0	0.0%	27.0
06/04/2024 00:00:00	0.0	0	0	0	0.0	0.0%	0.0
06/04/2024 01:00:00	0.0	0	0	0	0.0	0.0%	0.0
06/04/2024 02:00:00	30.0	1	1	30	0.0	0.0%	27.0
06/04/2024 03:00:00	35.0	1	1	35	32.5	100.0%	32.0
06/04/2024 04:00:00	0.0	0	0	0	0.0	0.0%	0.0
06/04/2024 05:00:00	0.0	0	0	0	0.0	0.0%	0.0
06/04/2024 06:00:00	0.0	0	0	0	0.0	0.0%	0.0
06/04/2024 07:00:00	30.0	3	3	30	0.0	0.0%	23.7
06/04/2024 08:00:00	45.0	7	8	50	45.0	25.0%	29.6
06/04/2024 09:00:00	32.5	15	18	35	32.5	33.3%	25.4
06/04/2024 10:00:00	34.3	20	23	40	33.6	39.1%	27.2
06/04/2024 11:00:00	33.3	14	16	40	33.8	25.0%	24.8
06/04/2024 12:00:00	33.8	16	19	40	34.2	31.6%	26.4
06/04/2024 13:00:00	35.0	15	18	45	35.4	38.9%	28.9
06/04/2024 14:00:00	35.0	23	27	45	34.8	48.1%	28.7
06/04/2024 15:00:00	40.0	14	16	60	38.2	43.8%	31.3
06/04/2024 16:00:00	32.5	8	9	35	32.5	22.2%	26.8
06/04/2024 17:00:00	37.5	22	26	40	35.0	61.5%	30.7
06/04/2024 18:00:00	36.7	15	18	45	34.1	88.9%	32.6
06/04/2024 19:00:00	40.0	6	7	45	35.0	85.7%	33.4
06/04/2024 20:00:00	32.5	3	4	35	32.5	50.0%	29.5
06/04/2024 21:00:00	40.0	5	6	45	36.3	66.7%	32.0
06/04/2024 22:00:00	38.8	4	5	40	36.5	100.0%	36.0
06/04/2024 23:00:00	30.0	4	5	35	32.5	20.0%	25.0
07/04/2024 00:00:00	0.0	0	0	0	0.0	0.0%	0.0
07/04/2024 01:00:00	40.0	2	2	40	37.5	50.0%	32.0
07/04/2024 02:00:00	0.0	0	0	0	0.0	0.0%	0.0
07/04/2024 03:00:00	0.0	0	0	0	0.0	0.0%	0.0
07/04/2024 04:00:00	0.0	0	0	0	0.0	0.0%	0.0
07/04/2024 05:00:00	0.0	0	0	0	0.0	0.0%	0.0
07/04/2024 06:00:00	0.0	0	0	0	0.0	0.0%	0.0
07/04/2024 07:00:00	30.0	3	3	30	0.0	0.0%	20.3
07/04/2024 08:00:00	45.0	3	3	45	39.2	100.0%	38.7

07/04/2024 09:00:00	34.0	10	12	45	34.2	50.0%	30.1
07/04/2024 10:00:00	32.5	10	12	45	35.8	25.0%	26.6
07/04/2024 11:00:00	40.0	16	19	45	36.6	57.9%	31.9
07/04/2024 12:00:00	34.5	21	25	45	34.3	56.0%	28.9
07/04/2024 13:00:00	34.6	30	35	40	33.8	45.7%	28.5
07/04/2024 14:00:00	39.0	18	21	50	36.7	57.1%	32.1
07/04/2024 15:00:00	37.5	14	17	55	36.9	52.9%	30.1
07/04/2024 16:00:00	37.5	20	24	50	35.5	62.5%	30.5
07/04/2024 17:00:00	38.0	12	14	40	34.8	78.6%	32.9
07/04/2024 18:00:00	37.5	11	13	40	35.0	61.5%	29.7
07/04/2024 19:00:00	35.0	7	8	40	34.2	37.5%	25.9
07/04/2024 20:00:00	35.0	3	4	40	35.0	50.0%	25.8
07/04/2024 21:00:00	35.0	2	2	35	32.5	100.0%	32.5
07/04/2024 22:00:00	35.0	3	3	35	32.5	33.3%	28.7
07/04/2024 23:00:00	35.0	1	1	35	32.5	100.0%	32.0
08/04/2024 00:00:00	0.0	0	0	0	0.0	0.0%	0.0
08/04/2024 01:00:00	25.0	1	1	25	0.0	0.0%	22.0
08/04/2024 02:00:00	0.0	0	0	0	0.0	0.0%	0.0
08/04/2024 03:00:00	0.0	0	0	0	0.0	0.0%	0.0
08/04/2024 04:00:00	0.0	0	0	0	0.0	0.0%	0.0
08/04/2024 05:00:00	0.0	0	0	0	0.0	0.0%	0.0
08/04/2024 06:00:00	35.0	3	4	40	35.0	50.0%	29.5
08/04/2024 07:00:00	40.0	10	12	45	35.6	66.7%	30.5
08/04/2024 08:00:00	36.7	10	12	40	35.5	41.7%	26.3
08/04/2024 09:00:00	35.0	9	11	45	36.3	36.4%	29.5
08/04/2024 10:00:00	35.0	14	16	50	38.8	25.0%	26.2
08/04/2024 11:00:00	32.5	18	21	45	36.3	19.0%	24.8
08/04/2024 12:00:00	34.4	25	29	40	33.9	37.9%	27.9
08/04/2024 13:00:00	34.2	14	16	40	33.2	43.8%	28.1
08/04/2024 14:00:00	33.8	15	18	40	33.1	50.0%	28.1
08/04/2024 15:00:00	35.0	23	27	50	34.4	59.3%	29.5
08/04/2024 16:00:00	34.5	27	32	45	34.2	46.9%	29.7
08/04/2024 17:00:00	33.0	14	16	35	32.5	31.3%	28.1
08/04/2024 18:00:00	35.0	13	15	45	34.2	60.0%	27.9
08/04/2024 19:00:00	35.0	8	10	40	35.0	40.0%	28.1
08/04/2024 20:00:00	25.0	14	16	35	32.5	12.5%	13.3
08/04/2024 21:00:00	8.8	3	4	10	0.0	0.0%	7.5
08/04/2024 22:00:00	0.0	0	0	0	0.0	0.0%	0.0
08/04/2024 23:00:00	35.0	1	1	35	32.5	100.0%	32.0
09/04/2024 00:00:00	0.0	0	0	0	0.0	0.0%	0.0
09/04/2024 01:00:00	0.0	0	0	0	0.0	0.0%	0.0
09/04/2024 02:00:00	0.0	0	0	0	0.0	0.0%	0.0
09/04/2024 03:00:00	0.0	0	0	0	0.0	0.0%	0.0
09/04/2024 04:00:00	0.0	0	0	0	0.0	0.0%	0.0
09/04/2024 05:00:00	0.0	0	0	0	0.0	0.0%	0.0
09/04/2024 06:00:00	20.0	1	1	20	0.0	0.0%	17.0
09/04/2024 07:00:00	37.5	7	8	40	33.9	87.5%	32.8
09/04/2024 08:00:00	30.0	8	9	35	32.5	11.1%	26.7

Incoming Summary
Tivetshall

from Mon-Apr-01-2024-09-00-AM to Tue-Apr-30-2024-11-59-PM

09/04/2024 09:00:00	31.2	17	20	35	32.5	20.0%	19.5
09/04/2024 10:00:00	29.5	16	19	45	37.5	10.5%	25.4
09/04/2024 11:00:00	29.2	20	23	35	32.5	4.3%	24.0
09/04/2024 12:00:00	34.0	21	25	40	34.4	32.0%	29.0
09/04/2024 13:00:00	33.8	20	23	40	33.1	39.1%	28.3
09/04/2024 14:00:00	33.8	12	14	40	33.5	35.7%	25.9
09/04/2024 15:00:00	33.0	12	14	35	32.5	35.7%	27.9
09/04/2024 16:00:00	36.0	26	30	40	34.2	50.0%	29.6
09/04/2024 17:00:00	36.2	15	18	40	34.3	61.1%	31.1
09/04/2024 18:00:00	33.3	10	12	40	33.8	33.3%	23.3
09/04/2024 19:00:00	35.0	7	8	40	34.2	37.5%	28.9
09/04/2024 20:00:00	32.5	8	10	40	34.2	30.0%	26.5
09/04/2024 21:00:00	32.5	3	4	35	32.5	50.0%	30.0
09/04/2024 22:00:00	40.0	3	3	40	35.8	100.0%	35.3
09/04/2024 23:00:00	0.0	0	0	0	0.0	0.0%	0.0
10/04/2024 00:00:00	20.0	1	1	20	0.0	0.0%	17.0
10/04/2024 01:00:00	0.0	0	0	0	0.0	0.0%	0.0
10/04/2024 02:00:00	0.0	0	0	0	0.0	0.0%	0.0
10/04/2024 03:00:00	0.0	0	0	0	0.0	0.0%	0.0
10/04/2024 04:00:00	0.0	0	0	0	0.0	0.0%	0.0
10/04/2024 05:00:00	0.0	0	0	0	0.0	0.0%	0.0
10/04/2024 06:00:00	40.0	2	2	40	37.5	50.0%	27.0
10/04/2024 07:00:00	45.0	5	6	50	38.5	83.3%	32.8
10/04/2024 08:00:00	34.2	11	13	50	34.6	53.8%	30.5
10/04/2024 09:00:00	35.0	16	19	45	36.5	26.3%	27.2
10/04/2024 10:00:00	35.0	19	22	45	35.6	36.4%	27.0
10/04/2024 11:00:00	37.0	25	29	45	36.0	34.5%	27.3
10/04/2024 12:00:00	32.5	28	33	40	33.1	27.3%	26.3
10/04/2024 13:00:00	33.8	22	26	45	34.0	38.5%	26.7
10/04/2024 14:00:00	33.3	28	33	40	32.9	39.4%	28.2
10/04/2024 15:00:00	35.7	41	48	45	34.8	41.7%	28.2
10/04/2024 16:00:00	36.9	35	41	50	35.6	43.9%	29.9
10/04/2024 17:00:00	34.2	16	19	45	34.4	42.1%	27.9
10/04/2024 18:00:00	33.8	14	17	40	34.2	35.3%	28.1
10/04/2024 19:00:00	33.3	12	14	35	32.5	42.9%	27.4
10/04/2024 20:00:00	35.0	8	9	40	35.0	22.2%	28.9
10/04/2024 21:00:00	40.0	8	9	50	36.5	55.6%	30.9
10/04/2024 22:00:00	30.0	1	1	30	0.0	0.0%	27.0
10/04/2024 23:00:00	35.0	3	3	35	32.5	66.7%	28.7
11/04/2024 00:00:00	0.0	0	0	0	0.0	0.0%	0.0
11/04/2024 01:00:00	0.0	0	0	0	0.0	0.0%	0.0
11/04/2024 02:00:00	0.0	0	0	0	0.0	0.0%	0.0
11/04/2024 03:00:00	50.0	1	1	50	47.5	100.0%	47.0
11/04/2024 04:00:00	45.0	1	1	45	42.5	100.0%	42.0
11/04/2024 05:00:00	30.0	1	1	30	0.0	0.0%	27.0
11/04/2024 06:00:00	40.0	3	4	45	37.5	75.0%	32.0
11/04/2024 07:00:00	35.0	14	16	45	34.2	75.0%	30.9
11/04/2024 08:00:00	39.0	18	21	50	36.1	66.7%	30.7

Incoming Summary
Tivetshall

from Mon-Apr-01-2024-09-00-AM to Tue-Apr-30-2024-11-59-PM

11/04/2024 09:00:00	34.4	21	25	45	34.3	44.0%	29.8
11/04/2024 10:00:00	35.0	24	28	40	34.0	46.4%	28.9
11/04/2024 11:00:00	35.0	24	28	45	34.4	46.4%	29.6
11/04/2024 12:00:00	36.2	21	25	45	36.3	32.0%	27.2
11/04/2024 13:00:00	36.0	26	30	40	34.6	40.0%	28.6
11/04/2024 14:00:00	40.0	25	29	50	36.3	55.2%	30.1
11/04/2024 15:00:00	36.7	33	39	40	34.3	64.1%	31.1
11/04/2024 16:00:00	35.0	37	44	45	35.0	45.5%	29.7
11/04/2024 17:00:00	38.6	30	35	45	35.8	57.1%	29.9
11/04/2024 18:00:00	37.5	20	23	50	36.9	34.8%	28.0
11/04/2024 19:00:00	35.0	8	10	50	36.5	50.0%	30.0
11/04/2024 20:00:00	33.3	7	8	35	32.5	37.5%	28.9
11/04/2024 21:00:00	37.5	8	9	40	37.5	22.2%	27.7
11/04/2024 22:00:00	40.0	3	3	40	35.0	66.7%	30.3
11/04/2024 23:00:00	0.0	0	0	0	0.0	0.0%	0.0
12/04/2024 00:00:00	0.0	0	0	0	0.0	0.0%	0.0
12/04/2024 01:00:00	30.0	1	1	30	0.0	0.0%	27.0
12/04/2024 02:00:00	0.0	0	0	0	0.0	0.0%	0.0
12/04/2024 03:00:00	0.0	0	0	0	0.0	0.0%	0.0
12/04/2024 04:00:00	35.0	2	2	35	32.5	50.0%	29.5
12/04/2024 05:00:00	45.0	2	2	45	42.5	50.0%	34.5
12/04/2024 06:00:00	50.0	8	9	55	44.5	55.6%	35.3
12/04/2024 07:00:00	36.7	15	18	50	35.0	66.7%	31.8
12/04/2024 08:00:00	34.6	25	29	40	33.4	55.2%	30.3
12/04/2024 09:00:00	34.4	30	35	45	34.8	37.1%	28.8
12/04/2024 10:00:00	34.0	17	20	50	35.4	35.0%	29.3
12/04/2024 11:00:00	33.2	37	44	40	33.6	31.8%	27.1
12/04/2024 12:00:00	34.4	26	30	40	33.8	40.0%	28.7
12/04/2024 13:00:00	36.2	21	25	45	35.0	48.0%	29.8
12/04/2024 14:00:00	33.8	31	36	40	33.9	30.6%	28.1
12/04/2024 15:00:00	34.5	25	29	40	33.6	48.3%	29.1
12/04/2024 16:00:00	36.7	19	22	50	35.2	50.0%	29.4
12/04/2024 17:00:00	32.9	22	26	40	33.1	30.8%	26.7
12/04/2024 18:00:00	35.0	14	17	40	34.6	41.2%	28.8
12/04/2024 19:00:00	33.8	10	12	40	33.5	41.7%	26.8
12/04/2024 20:00:00	35.0	8	9	40	33.8	44.4%	27.7
12/04/2024 21:00:00	30.0	6	7	40	37.5	14.3%	24.1
12/04/2024 22:00:00	40.0	5	6	45	36.3	66.7%	32.0
12/04/2024 23:00:00	35.0	2	2	35	32.5	100.0%	32.0
13/04/2024 00:00:00	0.0	0	0	0	0.0	0.0%	0.0
13/04/2024 01:00:00	0.0	0	0	0	0.0	0.0%	0.0
13/04/2024 02:00:00	0.0	0	0	0	0.0	0.0%	0.0
13/04/2024 03:00:00	0.0	0	0	0	0.0	0.0%	0.0
13/04/2024 04:00:00	0.0	0	0	0	0.0	0.0%	0.0
13/04/2024 05:00:00	0.0	0	0	0	0.0	0.0%	0.0
13/04/2024 06:00:00	30.0	1	1	30	0.0	0.0%	27.0
13/04/2024 07:00:00	35.0	2	2	35	32.5	100.0%	32.5
13/04/2024 08:00:00	35.0	4	5	50	37.5	60.0%	33.2

Incoming Summary
Tivetshall

from Mon-Apr-01-2024-09-00-AM to Tue-Apr-30-2024-11-59-PM

13/04/2024 09:00:00	37.5	19	22	50	35.2	59.1%	31.3
13/04/2024 10:00:00	30.0	9	11	35	32.5	18.2%	25.8
13/04/2024 11:00:00	32.5	31	36	40	33.8	22.2%	26.4
13/04/2024 12:00:00	33.0	26	31	45	35.0	25.8%	26.1
13/04/2024 13:00:00	32.5	20	23	40	33.5	21.7%	26.5
13/04/2024 14:00:00	40.0	14	16	50	36.9	50.0%	31.5
13/04/2024 15:00:00	34.0	18	21	40	33.9	33.3%	26.0
13/04/2024 16:00:00	35.0	15	18	55	38.1	44.4%	29.7
13/04/2024 17:00:00	35.0	16	19	40	34.0	52.6%	29.2
13/04/2024 18:00:00	37.0	19	22	40	34.4	59.1%	30.0
13/04/2024 19:00:00	35.0	13	15	40	33.8	53.3%	29.9
13/04/2024 20:00:00	35.0	3	4	45	35.8	75.0%	33.3
13/04/2024 21:00:00	45.0	3	3	45	42.5	33.3%	27.0
13/04/2024 22:00:00	37.5	4	5	40	35.8	60.0%	32.2
13/04/2024 23:00:00	40.0	1	1	40	37.5	100.0%	37.0
14/04/2024 00:00:00	35.0	3	3	35	32.5	33.3%	28.7
14/04/2024 01:00:00	30.0	1	1	30	0.0	0.0%	27.0
14/04/2024 02:00:00	0.0	0	0	0	0.0	0.0%	0.0
14/04/2024 03:00:00	0.0	0	0	0	0.0	0.0%	0.0
14/04/2024 04:00:00	0.0	0	0	0	0.0	0.0%	0.0
14/04/2024 05:00:00	30.0	1	1	30	0.0	0.0%	27.0
14/04/2024 06:00:00	0.0	0	0	0	0.0	0.0%	0.0
14/04/2024 07:00:00	0.0	0	0	0	0.0	0.0%	0.0
14/04/2024 08:00:00	45.0	3	3	45	40.0	66.7%	35.3
14/04/2024 09:00:00	35.0	11	13	40	34.2	46.2%	28.2
14/04/2024 10:00:00	31.7	15	18	45	35.0	22.2%	26.2
14/04/2024 11:00:00	36.7	9	11	40	35.5	45.5%	29.7
14/04/2024 12:00:00	31.7	9	11	35	32.5	27.3%	25.6
14/04/2024 13:00:00	36.7	10	12	40	36.3	33.3%	28.3
14/04/2024 14:00:00	34.3	25	29	55	35.5	34.5%	27.9
14/04/2024 15:00:00	34.2	15	18	45	34.4	44.4%	29.4
14/04/2024 16:00:00	35.0	23	27	50	34.5	55.6%	29.0
14/04/2024 17:00:00	32.5	16	19	35	32.5	31.6%	26.0
14/04/2024 18:00:00	32.5	11	13	40	34.2	23.1%	26.4
14/04/2024 19:00:00	32.5	4	5	35	32.5	40.0%	28.0
14/04/2024 20:00:00	35.0	7	8	40	34.2	37.5%	24.5
14/04/2024 21:00:00	33.3	6	7	35	32.5	42.9%	29.4
14/04/2024 22:00:00	50.0	2	2	50	40.0	100.0%	39.5
14/04/2024 23:00:00	0.0	0	0	0	0.0	0.0%	0.0
15/04/2024 00:00:00	0.0	0	0	0	0.0	0.0%	0.0
15/04/2024 01:00:00	0.0	0	0	0	0.0	0.0%	0.0
15/04/2024 02:00:00	25.0	1	1	25	0.0	0.0%	22.0
15/04/2024 03:00:00	0.0	0	0	0	0.0	0.0%	0.0
15/04/2024 04:00:00	0.0	0	0	0	0.0	0.0%	0.0
15/04/2024 05:00:00	40.0	1	1	40	37.5	100.0%	37.0
15/04/2024 06:00:00	35.0	4	5	40	35.0	40.0%	29.2
15/04/2024 07:00:00	36.7	12	14	40	35.0	42.9%	28.5
15/04/2024 08:00:00	35.0	31	37	45	34.8	40.5%	28.7

Incoming Summary
Tivetshall

from Mon-Apr-01-2024-09-00-AM to Tue-Apr-30-2024-11-59-PM

15/04/2024 09:00:00	36.7	18	21	45	34.6	57.1%	30.3
15/04/2024 10:00:00	31.2	14	17	35	32.5	23.5%	24.7
15/04/2024 11:00:00	33.0	18	21	40	33.3	28.6%	26.4
15/04/2024 12:00:00	32.8	24	28	35	32.5	32.1%	26.9
15/04/2024 13:00:00	34.3	23	27	40	34.0	37.0%	27.3
15/04/2024 14:00:00	35.0	20	23	40	33.8	52.2%	28.3
15/04/2024 15:00:00	33.5	28	33	40	32.9	42.4%	28.3
15/04/2024 16:00:00	32.7	38	45	45	33.7	28.9%	27.7
15/04/2024 17:00:00	33.8	22	26	40	33.5	38.5%	27.0
15/04/2024 18:00:00	35.0	12	14	55	35.3	64.3%	32.1
15/04/2024 19:00:00	33.3	4	5	35	32.5	60.0%	30.0
15/04/2024 20:00:00	35.0	8	9	40	33.8	44.4%	28.2
15/04/2024 21:00:00	35.0	3	4	40	34.2	75.0%	32.0
15/04/2024 22:00:00	0.0	0	0	0	0.0	0.0%	0.0
15/04/2024 23:00:00	30.0	1	1	30	0.0	0.0%	27.0
16/04/2024 00:00:00	30.0	2	2	30	0.0	0.0%	22.0
16/04/2024 01:00:00	15.0	1	1	15	0.0	0.0%	12.0
16/04/2024 02:00:00	0.0	0	0	0	0.0	0.0%	0.0
16/04/2024 03:00:00	0.0	0	0	0	0.0	0.0%	0.0
16/04/2024 04:00:00	0.0	0	0	0	0.0	0.0%	0.0
16/04/2024 05:00:00	0.0	0	0	0	0.0	0.0%	0.0
16/04/2024 06:00:00	35.0	1	1	35	32.5	100.0%	32.0
16/04/2024 07:00:00	34.2	16	19	45	34.4	42.1%	28.2
16/04/2024 08:00:00	32.5	42	50	50	37.0	22.0%	26.7
16/04/2024 09:00:00	30.0	26	30	35	32.5	13.3%	22.7
16/04/2024 10:00:00	35.0	20	23	45	34.5	43.5%	29.3
16/04/2024 11:00:00	32.5	23	27	35	32.5	29.6%	26.7
16/04/2024 12:00:00	33.8	10	12	45	34.5	41.7%	26.7
16/04/2024 13:00:00	34.4	25	29	45	34.2	41.4%	29.7
16/04/2024 14:00:00	36.7	25	29	40	34.4	55.2%	29.3
16/04/2024 15:00:00	35.0	28	33	45	34.2	54.5%	28.8
16/04/2024 16:00:00	34.0	35	41	50	34.2	43.9%	28.6
16/04/2024 17:00:00	34.4	26	31	40	34.0	41.9%	28.4
16/04/2024 18:00:00	38.8	16	19	50	36.7	63.2%	32.8
16/04/2024 19:00:00	34.3	14	16	40	33.1	50.0%	29.1
16/04/2024 20:00:00	31.7	10	12	35	32.5	25.0%	25.8
16/04/2024 21:00:00	33.3	7	8	35	32.5	37.5%	27.8
16/04/2024 22:00:00	35.0	2	2	35	32.5	50.0%	24.5
16/04/2024 23:00:00	0.0	0	0	0	0.0	0.0%	0.0
17/04/2024 00:00:00	0.0	0	0	0	0.0	0.0%	0.0
17/04/2024 01:00:00	35.0	2	2	35	32.5	50.0%	27.0
17/04/2024 02:00:00	0.0	0	0	0	0.0	0.0%	0.0
17/04/2024 03:00:00	0.0	0	0	0	0.0	0.0%	0.0
17/04/2024 04:00:00	0.0	0	0	0	0.0	0.0%	0.0
17/04/2024 05:00:00	30.0	1	1	30	0.0	0.0%	27.0
17/04/2024 06:00:00	35.0	2	2	35	32.5	50.0%	24.5
17/04/2024 07:00:00	33.8	19	22	40	34.2	27.3%	26.1
17/04/2024 08:00:00	38.8	17	20	45	36.5	50.0%	31.3

Incoming Summary
Tivetshall

from Mon-Apr-01-2024-09-00-AM to Tue-Apr-30-2024-11-59-PM

17/04/2024 09:00:00	32.5	23	27	40	33.2	25.9%	27.3
17/04/2024 10:00:00	34.0	23	27	40	34.4	29.6%	25.6
17/04/2024 11:00:00	33.8	21	25	40	33.5	40.0%	27.6
17/04/2024 12:00:00	33.8	25	29	40	33.5	34.5%	26.8
17/04/2024 13:00:00	35.0	19	22	40	34.6	31.8%	23.1
17/04/2024 14:00:00	35.0	31	36	40	34.6	33.3%	27.9
17/04/2024 15:00:00	36.2	21	25	45	35.2	44.0%	27.6
17/04/2024 16:00:00	36.7	14	16	40	34.4	50.0%	29.4
17/04/2024 17:00:00	35.0	21	25	50	36.4	36.0%	26.9
17/04/2024 18:00:00	35.0	19	22	45	34.7	40.9%	24.7
17/04/2024 19:00:00	32.5	21	25	40	33.2	28.0%	28.0
17/04/2024 20:00:00	33.3	5	6	35	32.5	50.0%	28.7
17/04/2024 21:00:00	34.0	9	11	40	33.3	54.5%	30.3
17/04/2024 22:00:00	35.0	2	2	35	32.5	50.0%	29.5
17/04/2024 23:00:00	0.0	0	0	0	0.0	0.0%	0.0
18/04/2024 00:00:00	0.0	0	0	0	0.0	0.0%	0.0
18/04/2024 01:00:00	0.0	0	0	0	0.0	0.0%	0.0
18/04/2024 02:00:00	0.0	0	0	0	0.0	0.0%	0.0
18/04/2024 03:00:00	0.0	0	0	0	0.0	0.0%	0.0
18/04/2024 04:00:00	0.0	0	0	0	0.0	0.0%	0.0
18/04/2024 05:00:00	0.0	0	0	0	0.0	0.0%	0.0
18/04/2024 06:00:00	30.0	3	3	30	0.0	0.0%	23.7
18/04/2024 07:00:00	35.0	8	9	45	37.5	22.2%	27.2
18/04/2024 08:00:00	35.0	10	12	40	34.5	41.7%	29.3
18/04/2024 09:00:00	35.0	26	30	40	35.0	26.7%	27.8
18/04/2024 10:00:00	33.3	19	22	45	33.9	31.8%	26.9
18/04/2024 11:00:00	33.8	20	23	40	33.1	39.1%	28.1
18/04/2024 12:00:00	33.3	20	24	40	35.0	25.0%	25.1
18/04/2024 13:00:00	33.3	13	15	40	33.8	26.7%	25.9
18/04/2024 14:00:00	29.5	16	19	40	35.0	10.5%	26.5
18/04/2024 15:00:00	33.3	34	40	40	33.8	30.0%	27.6
18/04/2024 16:00:00	35.0	18	21	45	33.9	66.7%	29.6
18/04/2024 17:00:00	34.3	24	28	40	34.0	35.7%	26.4
18/04/2024 18:00:00	35.0	15	18	40	34.0	55.6%	28.6
18/04/2024 19:00:00	35.0	8	9	40	33.5	55.6%	28.7
18/04/2024 20:00:00	45.0	3	3	45	37.5	66.7%	33.7
18/04/2024 21:00:00	33.0	9	11	35	32.5	45.5%	28.5
18/04/2024 22:00:00	35.0	3	4	40	35.0	50.0%	29.5
18/04/2024 23:00:00	55.0	1	1	55	52.5	100.0%	52.0
19/04/2024 00:00:00	0.0	0	0	0	0.0	0.0%	0.0
19/04/2024 01:00:00	20.0	1	1	20	0.0	0.0%	17.0
19/04/2024 02:00:00	0.0	0	0	0	0.0	0.0%	0.0
19/04/2024 03:00:00	0.0	0	0	0	0.0	0.0%	0.0
19/04/2024 04:00:00	0.0	0	0	0	0.0	0.0%	0.0
19/04/2024 05:00:00	0.0	0	0	0	0.0	0.0%	0.0
19/04/2024 06:00:00	40.0	1	1	40	37.5	100.0%	37.0
19/04/2024 07:00:00	36.7	14	17	45	35.6	47.1%	28.9
19/04/2024 08:00:00	39.0	14	16	45	36.0	62.5%	30.9

19/04/2024 09:00:00	33.0	14	17	40	33.3	35.3%	26.9
19/04/2024 10:00:00	34.0	18	21	40	33.0	52.4%	28.0
19/04/2024 11:00:00	32.9	14	17	35	32.5	41.2%	28.6
19/04/2024 12:00:00	33.0	12	14	35	32.5	35.7%	27.5
19/04/2024 13:00:00	32.9	19	22	35	32.5	31.8%	27.6
19/04/2024 14:00:00	36.2	17	20	40	35.0	40.0%	28.2
19/04/2024 15:00:00	36.7	19	22	45	34.8	50.0%	30.3
19/04/2024 16:00:00	37.0	28	33	45	35.1	51.5%	29.9
19/04/2024 17:00:00	37.5	17	20	45	34.8	65.0%	31.6
19/04/2024 18:00:00	34.2	18	21	45	33.2	66.7%	30.3
19/04/2024 19:00:00	27.5	4	5	30	0.0	0.0%	21.0
19/04/2024 20:00:00	32.5	7	8	35	32.5	25.0%	27.1
19/04/2024 21:00:00	40.0	7	8	45	36.5	62.5%	32.1
19/04/2024 22:00:00	37.5	3	4	40	37.5	50.0%	32.0
19/04/2024 23:00:00	30.0	2	2	30	0.0	0.0%	27.0
20/04/2024 00:00:00	35.0	1	1	35	32.5	100.0%	32.0
20/04/2024 01:00:00	0.0	0	0	0	0.0	0.0%	0.0
20/04/2024 02:00:00	0.0	0	0	0	0.0	0.0%	0.0
20/04/2024 03:00:00	0.0	0	0	0	0.0	0.0%	0.0
20/04/2024 04:00:00	0.0	0	0	0	0.0	0.0%	0.0
20/04/2024 05:00:00	0.0	0	0	0	0.0	0.0%	0.0
20/04/2024 06:00:00	30.0	1	1	30	0.0	0.0%	27.0
20/04/2024 07:00:00	30.0	2	2	30	0.0	0.0%	27.0
20/04/2024 08:00:00	30.0	11	13	40	35.0	15.4%	26.0
20/04/2024 09:00:00	33.0	16	19	45	34.2	31.6%	26.2
20/04/2024 10:00:00	33.8	17	20	50	35.8	30.0%	26.6
20/04/2024 11:00:00	32.5	29	34	35	32.5	29.4%	26.0
20/04/2024 12:00:00	33.8	20	23	40	34.2	26.1%	27.6
20/04/2024 13:00:00	29.4	34	40	40	34.5	12.5%	20.5
20/04/2024 14:00:00	33.3	18	21	45	33.9	33.3%	27.1
20/04/2024 15:00:00	34.2	19	22	40	33.8	36.4%	26.1
20/04/2024 16:00:00	35.0	16	19	40	34.4	42.1%	28.3
20/04/2024 17:00:00	35.0	20	24	45	35.6	33.3%	29.5
20/04/2024 18:00:00	33.8	9	11	45	34.5	45.5%	29.5
20/04/2024 19:00:00	38.3	8	9	40	35.0	66.7%	31.0
20/04/2024 20:00:00	32.5	12	14	35	32.5	28.6%	20.0
20/04/2024 21:00:00	35.0	4	5	40	35.0	40.0%	27.0
20/04/2024 22:00:00	35.0	8	9	45	37.5	22.2%	29.4
20/04/2024 23:00:00	30.0	6	7	35	32.5	14.3%	20.0
21/04/2024 00:00:00	0.0	0	0	0	0.0	0.0%	0.0
21/04/2024 01:00:00	30.0	1	1	30	0.0	0.0%	27.0
21/04/2024 02:00:00	0.0	0	0	0	0.0	0.0%	0.0
21/04/2024 03:00:00	0.0	0	0	0	0.0	0.0%	0.0
21/04/2024 04:00:00	0.0	0	0	0	0.0	0.0%	0.0
21/04/2024 05:00:00	0.0	0	0	0	0.0	0.0%	0.0
21/04/2024 06:00:00	0.0	0	0	0	0.0	0.0%	0.0
21/04/2024 07:00:00	35.0	3	4	55	42.5	50.0%	29.5
21/04/2024 08:00:00	35.0	2	2	35	32.5	100.0%	32.0

21/04/2024 09:00:00	35.0	3	4	50	37.5	75.0%	34.5
21/04/2024 10:00:00	30.0	3	4	35	32.5	25.0%	27.0
21/04/2024 11:00:00	30.0	10	12	35	32.5	16.7%	26.3
21/04/2024 12:00:00	31.7	17	20	40	33.8	20.0%	27.0
21/04/2024 13:00:00	34.0	14	17	40	33.9	41.2%	29.2
21/04/2024 14:00:00	33.8	7	8	35	32.5	50.0%	29.6
21/04/2024 15:00:00	36.7	14	16	40	35.5	31.3%	29.1
21/04/2024 16:00:00	30.0	38	45	40	33.2	15.6%	14.9
21/04/2024 17:00:00	34.4	12	14	40	33.1	64.3%	30.0
21/04/2024 18:00:00	35.0	8	9	40	33.3	66.7%	29.9
21/04/2024 19:00:00	38.3	12	14	45	36.1	50.0%	29.9
21/04/2024 20:00:00	33.3	5	6	35	32.5	50.0%	26.2
21/04/2024 21:00:00	40.0	3	3	40	37.5	33.3%	30.3
21/04/2024 22:00:00	35.0	1	1	35	32.5	100.0%	32.0
21/04/2024 23:00:00	40.0	1	1	40	37.5	100.0%	37.0
22/04/2024 00:00:00	0.0	0	0	0	0.0	0.0%	0.0
22/04/2024 01:00:00	30.0	1	1	30	0.0	0.0%	27.0
22/04/2024 02:00:00	25.0	2	2	25	0.0	0.0%	19.5
22/04/2024 03:00:00	35.0	1	1	35	32.5	100.0%	32.0
22/04/2024 04:00:00	0.0	0	0	0	0.0	0.0%	0.0
22/04/2024 05:00:00	0.0	0	0	0	0.0	0.0%	0.0
22/04/2024 06:00:00	40.0	2	2	40	35.0	100.0%	34.5
22/04/2024 07:00:00	34.0	17	20	45	35.4	35.0%	27.1
22/04/2024 08:00:00	35.0	32	38	40	34.4	42.1%	27.5
22/04/2024 09:00:00	40.0	19	22	50	35.1	77.3%	33.0
22/04/2024 10:00:00	35.0	23	27	40	35.4	25.9%	26.6
22/04/2024 11:00:00	33.5	21	25	45	33.4	44.0%	26.0
22/04/2024 12:00:00	33.5	30	35	40	33.3	34.3%	28.1
22/04/2024 13:00:00	33.6	24	28	40	32.9	42.9%	28.6
22/04/2024 14:00:00	32.5	24	28	45	35.0	21.4%	26.9
22/04/2024 15:00:00	36.7	38	45	45	34.7	55.6%	31.0
22/04/2024 16:00:00	37.5	22	26	50	35.5	57.7%	31.3
22/04/2024 17:00:00	35.0	22	26	50	35.0	69.2%	32.0
22/04/2024 18:00:00	35.0	22	26	45	34.8	42.3%	29.0
22/04/2024 19:00:00	35.0	11	13	45	34.4	61.5%	29.5
22/04/2024 20:00:00	32.5	6	7	35	32.5	28.6%	24.3
22/04/2024 21:00:00	28.8	3	4	30	0.0	0.0%	27.3
22/04/2024 22:00:00	35.0	1	1	35	32.5	100.0%	32.0
22/04/2024 23:00:00	0.0	0	0	0	0.0	0.0%	0.0
23/04/2024 00:00:00	0.0	0	0	0	0.0	0.0%	0.0
23/04/2024 01:00:00	0.0	0	0	0	0.0	0.0%	0.0
23/04/2024 02:00:00	0.0	0	0	0	0.0	0.0%	0.0
23/04/2024 03:00:00	0.0	0	0	0	0.0	0.0%	0.0
23/04/2024 04:00:00	0.0	0	0	0	0.0	0.0%	0.0
23/04/2024 05:00:00	50.0	1	1	50	47.5	100.0%	47.0
23/04/2024 06:00:00	30.0	1	1	30	0.0	0.0%	27.0
23/04/2024 07:00:00	35.0	1	1	35	32.5	100.0%	32.0
23/04/2024 08:00:00	**No Data**						

23/04/2024 09:00:00	**No Data**						
						
25/04/2024 12:00:00	33.0	8	10	35	32.5	50.0%	28.3
25/04/2024 13:00:00	32.5	16	19	40	33.5	26.3%	27.1
25/04/2024 14:00:00	33.5	20	24	45	33.4	45.8%	29.5
25/04/2024 15:00:00	35.0	39	46	45	34.8	43.5%	28.1
25/04/2024 16:00:00	34.4	34	40	45	34.6	35.0%	28.3
25/04/2024 17:00:00	36.2	27	32	50	36.0	40.6%	29.4
25/04/2024 18:00:00	36.2	24	28	45	35.5	35.7%	27.4
25/04/2024 19:00:00	35.0	5	6	40	35.0	33.3%	27.8
25/04/2024 20:00:00	35.0	8	9	40	35.0	22.2%	28.2
25/04/2024 21:00:00	33.3	9	11	40	33.8	36.4%	27.5
25/04/2024 22:00:00	35.0	2	2	35	32.5	100.0%	32.0
25/04/2024 23:00:00	25.0	3	4	30	0.0	0.0%	18.5
26/04/2024 00:00:00	30.0	2	2	30	0.0	0.0%	24.5
26/04/2024 01:00:00	27.5	3	4	30	0.0	0.0%	24.5
26/04/2024 02:00:00	0.0	0	0	0	0.0	0.0%	0.0
26/04/2024 03:00:00	20.0	2	2	20	0.0	0.0%	12.0
26/04/2024 04:00:00	0.0	0	0	0	0.0	0.0%	0.0
26/04/2024 05:00:00	0.0	0	0	0	0.0	0.0%	0.0
26/04/2024 06:00:00	35.0	3	4	45	35.8	75.0%	30.8
26/04/2024 07:00:00	34.4	10	12	40	33.1	75.0%	30.1
26/04/2024 08:00:00	34.6	28	33	45	34.2	54.5%	30.2
26/04/2024 09:00:00	33.0	16	19	45	34.2	31.6%	27.7
26/04/2024 10:00:00	36.7	13	15	40	35.0	40.0%	28.2
26/04/2024 11:00:00	31.2	24	28	40	33.5	17.9%	26.7
26/04/2024 12:00:00	31.7	26	30	40	34.5	16.7%	27.6
26/04/2024 13:00:00	33.1	24	28	40	33.1	32.1%	28.2
26/04/2024 14:00:00	24.0	89	105	45	36.3	3.8%	11.4
26/04/2024 15:00:00	33.3	50	59	45	34.8	25.4%	18.7
26/04/2024 16:00:00	34.5	34	40	45	34.4	40.0%	28.8
26/04/2024 17:00:00	36.2	20	24	45	34.6	58.3%	29.7
26/04/2024 18:00:00	33.3	20	23	40	34.5	21.7%	24.7
26/04/2024 19:00:00	42.5	15	18	55	38.6	50.0%	30.1
26/04/2024 20:00:00	31.7	9	11	35	32.5	27.3%	27.7
26/04/2024 21:00:00	35.0	8	9	40	34.2	33.3%	26.4
26/04/2024 22:00:00	35.0	5	6	40	35.0	33.3%	29.7
26/04/2024 23:00:00	30.0	3	4	40	37.5	25.0%	29.5
27/04/2024 00:00:00	0.0	0	0	0	0.0	0.0%	0.0
27/04/2024 01:00:00	0.0	0	0	0	0.0	0.0%	0.0
27/04/2024 02:00:00	0.0	0	0	0	0.0	0.0%	0.0
27/04/2024 03:00:00	0.0	0	0	0	0.0	0.0%	0.0
27/04/2024 04:00:00	0.0	0	0	0	0.0	0.0%	0.0
27/04/2024 05:00:00	0.0	0	0	0	0.0	0.0%	0.0
27/04/2024 06:00:00	30.0	1	1	30	0.0	0.0%	27.0
27/04/2024 07:00:00	40.0	3	3	40	37.5	33.3%	30.3
27/04/2024 08:00:00	30.0	6	7	50	47.5	14.3%	30.1
27/04/2024 09:00:00	35.0	8	9	40	34.2	33.3%	27.1

Incoming Summary
Tivetshall

from Mon-Apr-01-2024-09-00-AM to Tue-Apr-30-2024-11-59-PM

27/04/2024 10:00:00	35.0	14	16	40	33.8	50.0%	25.3
27/04/2024 11:00:00	32.5	16	19	40	33.5	26.3%	27.7
27/04/2024 12:00:00	32.9	20	23	35	32.5	30.4%	27.1
27/04/2024 13:00:00	31.2	19	22	35	32.5	18.2%	24.9
27/04/2024 14:00:00	32.5	10	12	35	32.5	33.3%	27.1
27/04/2024 15:00:00	31.0	28	33	40	33.3	18.2%	21.5
27/04/2024 16:00:00	32.0	17	20	35	32.5	25.0%	25.4
27/04/2024 17:00:00	33.3	21	25	40	33.8	32.0%	27.6
27/04/2024 18:00:00	29.5	16	19	35	32.5	10.5%	24.1
27/04/2024 19:00:00	33.8	14	16	40	33.5	31.3%	27.4
27/04/2024 20:00:00	35.0	5	6	40	34.2	50.0%	26.2
27/04/2024 21:00:00	35.0	2	2	35	32.5	50.0%	27.0
27/04/2024 22:00:00	32.5	6	7	35	32.5	28.6%	27.3
27/04/2024 23:00:00	9.6	37	43	30	0.0	0.0%	8.4
28/04/2024 00:00:00	9.4	98	115	35	32.5	0.9%	7.8
28/04/2024 01:00:00	9.3	76	89	15	0.0	0.0%	7.5
28/04/2024 02:00:00	9.3	69	81	15	0.0	0.0%	7.5
28/04/2024 03:00:00	9.3	6	7	10	0.0	0.0%	7.3
28/04/2024 04:00:00	15.0	1	1	15	0.0	0.0%	12.0
28/04/2024 05:00:00	0.0	0	0	0	0.0	0.0%	0.0
28/04/2024 06:00:00	0.0	0	0	0	0.0	0.0%	0.0
28/04/2024 07:00:00	35.0	3	3	35	32.5	33.3%	18.7
28/04/2024 08:00:00	30.0	5	6	35	32.5	16.7%	26.3
28/04/2024 09:00:00	32.5	6	7	35	32.5	28.6%	26.4
28/04/2024 10:00:00	30.0	15	18	35	32.5	16.7%	17.2
28/04/2024 11:00:00	32.5	14	16	40	34.2	18.8%	27.9
28/04/2024 12:00:00	31.2	21	25	40	33.5	20.0%	25.3
28/04/2024 13:00:00	33.8	22	26	45	35.4	26.9%	27.0
28/04/2024 14:00:00	37.5	12	14	50	40.8	21.4%	27.4
28/04/2024 15:00:00	35.0	14	16	40	34.5	31.3%	27.1
28/04/2024 16:00:00	32.5	13	15	35	32.5	26.7%	26.2
28/04/2024 17:00:00	30.0	12	14	35	32.5	14.3%	25.0
28/04/2024 18:00:00	40.0	5	6	45	39.2	50.0%	28.0
28/04/2024 19:00:00	33.3	6	7	35	32.5	42.9%	27.7
28/04/2024 20:00:00	30.0	8	9	35	32.5	11.1%	23.2
28/04/2024 21:00:00	40.0	3	3	40	37.5	33.3%	30.3
28/04/2024 22:00:00	35.0	2	2	35	32.5	50.0%	29.5
28/04/2024 23:00:00	0.0	0	0	0	0.0	0.0%	0.0
29/04/2024 00:00:00	30.0	1	1	30	0.0	0.0%	27.0
29/04/2024 01:00:00	0.0	0	0	0	0.0	0.0%	0.0
29/04/2024 02:00:00	25.0	1	1	25	0.0	0.0%	22.0
29/04/2024 03:00:00	40.0	1	1	40	37.5	100.0%	37.0
29/04/2024 04:00:00	0.0	0	0	0	0.0	0.0%	0.0
29/04/2024 05:00:00	0.0	0	0	0	0.0	0.0%	0.0
29/04/2024 06:00:00	35.0	5	6	40	34.2	50.0%	27.2
29/04/2024 07:00:00	33.1	14	17	35	32.5	47.1%	28.8
29/04/2024 08:00:00	37.9	25	29	45	35.7	48.3%	29.3
29/04/2024 09:00:00	37.5	25	29	45	35.6	44.8%	27.3

Incoming Summary
Tivetshall

from Mon-Apr-01-2024-09-00-AM to Tue-Apr-30-2024-11-59-PM

29/04/2024 10:00:00	33.9	16	19	45	33.5	52.6%	29.8
29/04/2024 11:00:00	36.7	27	32	45	36.0	40.6%	29.1
29/04/2024 12:00:00	34.0	32	38	50	34.6	36.8%	27.1
29/04/2024 13:00:00	37.5	19	22	40	35.2	50.0%	30.2
29/04/2024 14:00:00	33.6	25	29	40	32.9	41.4%	27.7
29/04/2024 15:00:00	35.0	39	46	45	34.6	45.7%	28.3
29/04/2024 16:00:00	35.8	35	41	45	34.3	53.7%	30.6
29/04/2024 17:00:00	35.0	22	26	45	35.2	42.3%	30.1
29/04/2024 18:00:00	35.0	26	30	45	34.6	40.0%	28.9
29/04/2024 19:00:00	34.4	17	20	40	33.5	50.0%	28.0
29/04/2024 20:00:00	30.0	3	4	35	32.5	25.0%	28.3
29/04/2024 21:00:00	35.0	8	9	40	33.8	44.4%	29.4
29/04/2024 22:00:00	45.0	2	2	45	42.5	50.0%	34.5
29/04/2024 23:00:00	30.0	4	5	45	42.5	20.0%	30.2
30/04/2024 00:00:00	0.0	0	0	0	0.0	0.0%	0.0
30/04/2024 01:00:00	0.0	0	0	0	0.0	0.0%	0.0
30/04/2024 02:00:00	0.0	0	0	0	0.0	0.0%	0.0
30/04/2024 03:00:00	0.0	0	0	0	0.0	0.0%	0.0
30/04/2024 04:00:00	10.0	1	1	10	0.0	0.0%	7.0
30/04/2024 05:00:00	0.0	0	0	0	0.0	0.0%	0.0
30/04/2024 06:00:00	0.0	0	0	0	0.0	0.0%	0.0
30/04/2024 07:00:00	32.5	19	22	40	33.5	22.7%	25.4
30/04/2024 08:00:00	36.0	28	33	45	34.6	51.5%	29.0
30/04/2024 09:00:00	34.3	19	22	40	33.6	40.9%	29.5
30/04/2024 10:00:00	34.3	20	23	45	34.2	39.1%	27.6
30/04/2024 11:00:00	32.5	11	13	35	32.5	30.8%	27.5
30/04/2024 12:00:00	33.1	19	22	35	32.5	36.4%	26.5
30/04/2024 13:00:00	33.6	21	25	40	33.6	36.0%	28.8
30/04/2024 14:00:00	35.0	20	24	45	35.0	41.7%	29.7
30/04/2024 15:00:00	34.2	28	33	40	34.5	30.3%	27.3
30/04/2024 16:00:00	33.1	37	43	50	33.6	32.6%	27.7
30/04/2024 17:00:00	34.5	27	32	45	34.6	43.8%	30.0
30/04/2024 18:00:00	40.0	21	25	45	36.8	56.0%	30.7
30/04/2024 19:00:00	32.9	31	36	50	34.7	25.0%	19.2
30/04/2024 20:00:00	9.9	42	50	45	37.5	4.0%	10.5
30/04/2024 21:00:00	32.5	7	8	35	32.5	25.0%	20.3
30/04/2024 22:00:00	30.0	1	1	30	0.0	0.0%	27.0
30/04/2024 23:00:00	25.0	3	4	45	42.5	25.0%	26.0
01/05/2024 00:00:00	25.0	1	1	25	0.0	0.0%	22.0

Day/Time Ending	85th pctl (MPH)	85th pctl cnts	Total Cnts	Max Speed	Avg Speeder	% Speeders	Avg Speed
02/04/2024 00:00:00	34.7	150	176	45	34.2	44.9%	28.3
03/04/2024 00:00:00	32.7	398	468	50	34.6	23.5%	21.3
04/04/2024 00:00:00	33.6	273	321	45	33.9	33.3%	27.1
05/04/2024 00:00:00	34.7	322	379	50	35.1	37.5%	24.6
06/04/2024 00:00:00	34.8	321	378	50	35.0	38.6%	25.1
07/04/2024 00:00:00	35.6	196	230	60	34.9	46.5%	28.8
08/04/2024 00:00:00	37.1	185	218	55	35.3	54.1%	29.8
09/04/2024 00:00:00	34.4	222	261	50	34.4	40.6%	26.9
10/04/2024 00:00:00	33.9	206	242	45	33.9	34.3%	27.0
11/04/2024 00:00:00	34.6	292	344	50	34.8	39.2%	28.1
12/04/2024 00:00:00	36.8	323	380	50	35.3	49.7%	29.6
13/04/2024 00:00:00	34.6	324	381	55	34.6	42.0%	28.9
14/04/2024 00:00:00	34.7	219	258	55	35.0	40.3%	28.5
15/04/2024 00:00:00	34.3	168	198	55	34.7	38.4%	27.9
16/04/2024 00:00:00	34.1	284	334	55	33.9	39.8%	28.0
17/04/2024 00:00:00	34.2	326	383	50	34.4	39.4%	27.9
18/04/2024 00:00:00	34.4	293	345	50	34.4	36.5%	27.2
19/04/2024 00:00:00	34.1	248	292	55	34.3	35.6%	27.6
20/04/2024 00:00:00	34.9	230	270	45	34.3	47.4%	29.1
21/04/2024 00:00:00	33.4	249	293	50	34.3	29.4%	25.9
22/04/2024 00:00:00	34.0	154	181	55	34.3	35.9%	25.4
23/04/2024 00:00:00	34.7	320	377	50	34.5	45.4%	28.8
24/04/2024 00:00:00	50.0	3	3	50	40.0	66.7%	35.3
25/04/2024 00:00:00	**No Data**						
26/04/2024 00:00:00	34.4	198	233	50	34.5	37.8%	28.1
27/04/2024 00:00:00	33.4	403	474	55	34.6	28.1%	23.3
28/04/2024 00:00:00	30.5	338	398	50	33.5	16.6%	18.7
29/04/2024 00:00:00	29.3	311	366	50	34.5	12.3%	16.8
30/04/2024 00:00:00	35.0	345	406	50	34.6	44.8%	28.9
30/04/2024 23:59:59	33.7	355	418	50	34.4	32.8%	25.2

Incoming Weekly Counts
Tivetshall

from Mon-Apr-01-2024-09-00-AM to Tue-Apr-30-2024-11-59-PM

	01/04/2024	to	07/04/2024							
	Monday	Tuesday	Wednesday	Thursday	Friday	Saturday	Sunday	Week	Weekend	Week Day 85%
Hour	01/04/2024	02/04/2024	03/04/2024	04/04/2024	05/04/2024	06/04/2024	07/04/2024	Day Avg	Avg	Avg Speed
0 - 1	*	0	0	0	1	0	2	0.25	1	25
1 - 2	*	0	0	10	0	1	0	2.5	0.5	9
2 - 3	*	0	0	75	0	1	0	18.75	0.5	9.3
3 - 4	*	0	0	0	1	0	0	0.25	0	35
4 - 5	*	0	0	0	0	0	0	0	0	0
5 - 6	*	5	1	0	2	0	0	2	0	36.67
6 - 7	*	10	11	18	62	3	3	25.25	3	28.55
7 - 8	*	20	13	13	27	8	3	18.25	5.5	34.75
8 - 9	*	16	22	19	9	18	12	16.5	15	34.25
9 - 10	7	14	23	17	19	23	12	16	17.5	34.98
10 - 11	12	31	23	19	28	16	19	22.6	17.5	33.82
11 - 12	13	30	27	20	24	19	25	22.8	22	33.6
12 - 13	22	21	21	19	20	18	35	20.6	26.5	35.4
13 - 14	15	21	27	26	26	27	21	23	24	35.46
14 - 15	19	28	19	32	24	16	17	24.4	16.5	34.34
15 - 16	34	33	35	27	31	9	24	32	16.5	33.18
16 - 17	12	44	33	34	34	26	14	31.4	20	35.9
17 - 18	13	20	32	21	30	18	13	23.2	15.5	35.8
18 - 19	11	13	18	13	19	7	8	14.8	7.5	35.6
19 - 20	13	4	5	9	8	4	4	7.8	4	34.5
20 - 21	2	25	6	2	6	6	2	8.2	4	31.26
21 - 22	1	130	3	3	6	5	3	28.6	4	28.88
22 - 23	1	1	2	1	1	5	1	1.2	3	34
23 - 24	1	2	0	1	0	0	0	0.8	0	25
Totals	176	468	321	379	378	230	218			
% of Total	8.11%	21.57%	14.79%	17.47%	17.42%	10.6%	10.05%			

Incoming Weekly Counts
Tivetshall

from Mon-Apr-01-2024-09-00-AM to Tue-Apr-30-2024-11-59-PM

	08/04/2024	to	14/04/2024							
	Monday	Tuesday	Wednesday	Thursday	Friday	Saturday	Sunday	Week	Weekend	Week Day 85%
Hour	08/04/2024	09/04/2024	10/04/2024	11/04/2024	12/04/2024	13/04/2024	14/04/2024	Day Avg	Avg	Avg Speed
0 - 1	1	0	0	0	1	0	1	0.4	0.5	27.5
1 - 2	0	0	0	0	0	0	0	0	0	0
2 - 3	0	0	0	1	0	0	0	0.2	0	50
3 - 4	0	0	0	1	2	0	0	0.6	0	40
4 - 5	0	0	0	1	2	0	1	0.6	0.5	37.5
5 - 6	4	1	2	4	9	1	0	4	0.5	37
6 - 7	12	8	6	16	18	2	0	12	1	38.84
7 - 8	12	9	13	21	29	5	3	16.8	4	34.9
8 - 9	11	20	19	25	35	22	13	22	17.5	34
9 - 10	16	19	22	28	20	11	18	21	14.5	33.7
10 - 11	21	23	29	28	44	36	11	29	23.5	33.38
11 - 12	29	25	33	25	30	31	11	28.4	21	34.3
12 - 13	16	23	26	30	25	23	12	24	17.5	34.8
13 - 14	18	14	33	29	36	16	29	26	22.5	34.94
14 - 15	27	14	48	39	29	21	18	31.4	19.5	34.98
15 - 16	32	30	41	44	22	18	27	33.8	22.5	35.82
16 - 17	16	18	19	35	26	19	19	22.8	19	34.98
17 - 18	15	12	17	23	17	22	13	16.8	17.5	34.92
18 - 19	10	8	14	10	12	15	5	10.8	10	34.42
19 - 20	16	10	9	8	9	4	8	10.4	6	32.16
20 - 21	4	4	9	9	7	3	7	6.6	5	29.76
21 - 22	0	3	1	3	6	5	2	2.6	3.5	37.5
22 - 23	1	0	3	0	2	1	0	1.2	0.5	35
23 - 24	0	1	0	0	0	3	0	0.2	1.5	20
Totals	261	242	344	380	381	258	198			
% of Total	12.65%	11.72%	16.67%	18.41%	18.46%	12.5%	9.59%			

Incoming Weekly Counts
Tivetshall

from Mon-Apr-01-2024-09-00-AM to Tue-Apr-30-2024-11-59-PM

	15/04/2024	to	21/04/2024							
	Monday	Tuesday	Wednesday	Thursday	Friday	Saturday	Sunday	Week	Weekend	Week Day 85%
Hour	15/04/2024	16/04/2024	17/04/2024	18/04/2024	19/04/2024	20/04/2024	21/04/2024	Day Avg	Avg	Avg Speed
0 - 1	0	1	2	0	1	0	1	0.8	0.5	23.33
1 - 2	1	0	0	0	0	0	0	0.2	0	25
2 - 3	0	0	0	0	0	0	0	0	0	0
3 - 4	0	0	0	0	0	0	0	0	0	0
4 - 5	1	0	1	0	0	0	0	0.4	0	35
5 - 6	5	1	2	3	1	1	0	2.4	0.5	35
6 - 7	14	19	22	9	17	2	4	16.2	3	35.28
7 - 8	37	50	20	12	16	13	2	27	7.5	36.06
8 - 9	21	30	27	30	17	19	4	25	11.5	33.44
9 - 10	17	23	27	22	21	20	4	22	12	33.5
10 - 11	21	27	25	23	17	34	12	22.6	23	33.2
11 - 12	28	12	29	24	14	23	20	21.4	21.5	33.34
12 - 13	27	29	22	15	22	40	17	23	28.5	33.98
13 - 14	23	29	36	19	20	21	8	25.4	14.5	34.48
14 - 15	33	33	25	40	22	22	16	30.6	19	34.94
15 - 16	45	41	16	21	33	19	45	31.2	32	35.08
16 - 17	26	31	25	28	20	24	14	26	19	35
17 - 18	14	19	22	18	21	11	9	18.8	10	35.6
18 - 19	5	16	25	9	5	9	14	12	11.5	32.52
19 - 20	9	12	6	3	8	14	6	7.6	10	35.5
20 - 21	4	8	11	11	8	5	3	8.4	4	35.06
21 - 22	0	2	2	4	4	9	1	2.4	5	35.62
22 - 23	1	0	0	1	2	7	1	0.8	4	38.33
23 - 24	2	0	0	0	1	0	0	0.6	0	32.5
Totals	334	383	345	292	270	293	181			
% of Total	15.92%	18.26%	16.44%	13.92%	12.87%	13.97%	8.63%			

Incoming Weekly Counts
Tivetshall

from Mon-Apr-01-2024-09-00-AM to Tue-Apr-30-2024-11-59-PM

	22/04/2024	to	28/04/2024							
	Monday	Tuesday	Wednesday	Thursday	Friday	Saturday	Sunday	Week	Weekend	Week Day 85%
Hour	22/04/2024	23/04/2024	24/04/2024	25/04/2024	26/04/2024	27/04/2024	28/04/2024	Day Avg	Avg	Avg Speed
0 - 1	1	0	0	0	4	0	89	1	44.5	28.75
1 - 2	2	0	0	0	0	0	81	0.4	40.5	25
2 - 3	1	0	0	0	2	0	7	0.6	3.5	27.5
3 - 4	0	0	0	0	0	0	1	0	0.5	0
4 - 5	0	1	0	0	0	0	0	0.2	0	50
5 - 6	2	1	0	0	4	1	0	1.4	0.5	35
6 - 7	20	1	0	0	12	3	3	6.6	3	34.47
7 - 8	38	0	0	0	33	7	6	14.2	6.5	34.8
8 - 9	22	0	0	0	19	9	7	8.2	8	36.5
9 - 10	27	0	0	0	15	16	18	8.4	17	35.85
10 - 11	25	0	0	0	28	19	16	10.6	17.5	32.35
11 - 12	35	0	0	10	30	23	25	15	24	32.73
12 - 13	28	0	0	19	28	22	26	15	24	33.07
13 - 14	28	0	0	24	105	12	14	31.4	13	30
14 - 15	45	0	0	46	59	33	16	30	24.5	35
15 - 16	26	0	0	40	40	20	15	21.2	17.5	35.47
16 - 17	26	0	0	32	24	25	14	16.4	19.5	35.8
17 - 18	26	0	0	28	23	19	6	15.4	12.5	34.83
18 - 19	13	0	0	6	18	16	7	7.4	11.5	37.5
19 - 20	7	0	0	9	11	6	9	5.4	7.5	33.07
20 - 21	4	0	0	11	9	2	3	4.8	2.5	32.37
21 - 22	1	0	0	2	6	7	2	1.8	4.5	35
22 - 23	0	0	0	4	4	43	0	1.6	21.5	27.5
23 - 24	0	0	0	2	0	115	1	0.4	58	30
Totals	377	3	0	233	474	398	366			
% of Total	20.37%	0.16%	0%	12.59%	25.61%	21.5%	19.77%			

Incoming Weekly Counts
Tivetshall

from Mon-Apr-01-2024-09-00-AM to Tue-Apr-30-2024-11-59-PM

	29/04/2024	to	05/05/2024							
	Monday	Tuesday	Wednesday	Thursday	Friday	Saturday	Sunday	Week	Weekend	Week Day 85%
Hour	29/04/2024	30/04/2024	01/05/2024	02/05/2024	03/05/2024	04/05/2024	05/05/2024	Day Avg	Avg	Avg Speed
0 - 1	0	0	*	*	*	*	*	0	0	0
1 - 2	1	0	*	*	*	*	*	0.5	0	25
2 - 3	1	0	*	*	*	*	*	0.5	0	40
3 - 4	0	1	*	*	*	*	*	0.5	0	10
4 - 5	0	0	*	*	*	*	*	0	0	0
5 - 6	6	0	*	*	*	*	*	3	0	35
6 - 7	17	22	*	*	*	*	*	19.5	0	32.8
7 - 8	29	33	*	*	*	*	*	31	0	36.95
8 - 9	29	22	*	*	*	*	*	25.5	0	35.9
9 - 10	19	23	*	*	*	*	*	21	0	34.1
10 - 11	32	13	*	*	*	*	*	22.5	0	34.6
11 - 12	38	22	*	*	*	*	*	30	0	33.55
12 - 13	22	25	*	*	*	*	*	23.5	0	35.55
13 - 14	29	24	*	*	*	*	*	26.5	0	34.3
14 - 15	46	33	*	*	*	*	*	39.5	0	34.6
15 - 16	41	43	*	*	*	*	*	42	0	34.45
16 - 17	26	32	*	*	*	*	*	29	0	34.75
17 - 18	30	25	*	*	*	*	*	27.5	0	37.5
18 - 19	20	36	*	*	*	*	*	28	0	33.65
19 - 20	4	50	*	*	*	*	*	27	0	19.95
20 - 21	9	8	*	*	*	*	*	8.5	0	33.75
21 - 22	2	1	*	*	*	*	*	1.5	0	37.5
22 - 23	5	4	*	*	*	*	*	4.5	0	27.5
23 - 24	0	1	*	*	*	*	*	0.5	0	25
Totals	406	418	0	0	0	0	0			
% of Total	49.27%	50.73%	0%	0%	0%	0%	0%			

Incoming Monthly Counts
Tivetshall

from Mon-Apr-01-2024-09-00-AM to Tue-Apr-30-2024-11-59-PM

	Apr 2024							Week	Weekend	Week Day 85%
Hour	Monday	Tuesday	Wednesday	Thursday	Friday	Saturday	Sunday	Day Avg	Avg	Avg Speed
0 - 1	2	1	2	0	7	0	93	2.4	46.5	27.08
1 - 2	4	0	0	10	0	1	81	2.8	41	16.15
2 - 3	2	0	0	76	2	1	7	16	4	23.13
3 - 4	0	1	0	1	3	0	1	1	0.5	30
4 - 5	1	1	1	1	2	0	1	1.2	0.5	39
5 - 6	17	8	5	7	16	3	0	10.6	1.5	38.24
6 - 7	63	60	39	43	109	10	10	62.8	10	34.78
7 - 8	116	112	46	46	105	33	14	85	23.5	35.78
8 - 9	83	88	68	74	80	68	36	78.6	52	34.26
9 - 10	86	79	72	67	75	70	52	75.8	61	34.1
10 - 11	111	94	77	70	117	105	58	93.8	81.5	33.66
11 - 12	143	89	89	79	98	96	81	99.6	88.5	33.64
12 - 13	115	98	69	83	95	103	90	92	96.5	34.34
13 - 14	113	88	96	98	187	76	72	116.4	74	33.78
14 - 15	170	108	92	157	134	92	67	132.2	79.5	34.84
15 - 16	178	147	92	132	126	66	111	135	88.5	34.74
16 - 17	106	125	77	129	104	94	61	108.2	77.5	35.4
17 - 18	98	76	71	90	91	70	41	85.2	55.5	35.66
18 - 19	59	73	57	38	54	47	34	56.2	40.5	34.62
19 - 20	49	76	20	29	36	28	27	42	27.5	32.98
20 - 21	23	45	26	33	30	16	15	31.4	15.5	34.4
21 - 22	4	136	6	12	22	26	8	36	17	30.7
22 - 23	8	5	5	6	9	56	2	6.6	29	34
23 - 24	3	4	0	3	1	118	1	2.2	59.5	30
Totals	1554	1514	1010	1284	1503	1179	963			
% of Total	17.25%	16.81%	11.21%	14.26%	16.69%	13.09%	10.69%			

Incoming Weekly Speeds
Tivetshall

from Mon-Apr-01-2024-09-00-AM to Tue-Apr-30-2024-11-59-PM

	01/04/2024	to	07/04/2024							
	Monday	Tuesday	Wednesday	Thursday	Friday	Saturday	Sunday	Week	Weekend	Week Day 85%
Hour	01/04/2024	02/04/2024	03/04/2024	04/04/2024	05/04/2024	06/04/2024	07/04/2024	Day Avg	Avg	Avg Speed
0 - 1	*	0	0	0	22	0	32	22	32	25
1 - 2	*	0	0	7.4	0	27	0	7.4	27	9
2 - 3	*	0	0	7.55	0	32	0	7.55	32	9.3
3 - 4	*	0	0	0	32	0	0	32	0	35
4 - 5	*	0	0	0	0	0	0	0	0	0
5 - 6	*	24	32	0	27	0	0	25.75	0	36.67
6 - 7	*	26	26.36	28.56	10.02	23.67	20.33	16.68	22	28.55
7 - 8	*	27.1	26.77	31.69	18.81	29.62	38.67	24.79	32.09	34.75
8 - 9	*	28.44	25.77	30.63	24.22	25.44	30.08	27.61	27.3	34.25
9 - 10	29.86	29.79	27.83	27.71	28.53	27.17	26.58	28.49	26.97	34.98
10 - 11	28.33	25.97	24.39	29	27.54	24.75	31.89	26.8	28.63	33.82
11 - 12	27.08	27.7	25.52	27.25	30.29	26.37	28.92	27.58	27.82	33.6
12 - 13	29.77	27.38	26.95	29.26	28.95	28.89	28.49	28.46	28.62	35.4
13 - 14	29.13	28.14	28.33	30.42	29.88	28.67	32.14	29.23	30.19	35.46
14 - 15	28	28.46	30.63	28.97	28	31.25	30.06	28.77	30.64	34.34
15 - 16	27.18	26.03	26.4	28.3	29.94	26.78	30.5	27.49	29.48	33.18
16 - 17	28.75	27.95	27.85	30.44	30.32	30.65	32.86	29.04	31.43	35.9
17 - 18	27.85	29.65	27.19	32.86	26.6	32.61	29.69	28.56	31.39	35.8
18 - 19	29.82	32.08	26.5	30.54	27.89	33.43	25.88	29.04	29.4	35.6
19 - 20	27.46	27	27	25.33	32.62	29.5	25.75	27.92	27.62	34.5
20 - 21	32.5	11.4	30.33	32	32.83	32	32.5	19.34	32.12	31.26
21 - 22	22	7.7	28.67	33.67	31.17	36	28.67	9.77	33.25	28.88
22 - 23	27	27	37	32	27	25	32	31.17	26.17	34
23 - 24	27	27	0	7	0	0	0	22	0	25
Totals	28.3	21.3	27.1	24.5	25.1	28.8	29.8			
% of Total	15.31%	11.52%	14.66%	13.25%	13.57%	15.58%	16.12%			

Incoming Weekly Speeds
Tivetshall

from Mon-Apr-01-2024-09-00-AM to Tue-Apr-30-2024-11-59-PM

	08/04/2024	to	14/04/2024							
	Monday	Tuesday	Wednesday	Thursday	Friday	Saturday	Sunday	Week	Weekend	Week Day 85%
Hour	08/04/2024	09/04/2024	10/04/2024	11/04/2024	12/04/2024	13/04/2024	14/04/2024	Day Avg	Avg	Avg Speed
0 - 1	22	0	0	0	27	0	27	24.5	27	27.5
1 - 2	0	0	0	0	0	0	0	0	0	0
2 - 3	0	0	0	47	0	0	0	47	0	50
3 - 4	0	0	0	42	29.5	0	0	33.67	0	40
4 - 5	0	0	0	27	34.5	0	27	32	27	37.5
5 - 6	29.5	17	27	32	35.33	27	0	31.75	27	37
6 - 7	30.5	32.75	32.83	30.88	31.78	32.5	0	31.52	32.5	38.84
7 - 8	26.33	26.67	30.54	30.71	30.34	33.2	35.33	29.5	34	34.9
8 - 9	29.45	19.45	27.21	29.84	28.83	31.32	28.23	27.14	30.17	34
9 - 10	26.19	25.37	26.95	28.89	29.25	25.82	26.22	27.5	26.07	33.7
10 - 11	24.81	24	27.31	29.57	27.07	26.39	29.73	26.79	27.17	33.38
11 - 12	27.86	29.04	26.33	27.2	28.7	26.1	25.64	27.77	25.98	34.3
12 - 13	28.12	28.3	26.73	28.6	29.76	26.48	28.25	28.32	27.09	34.8
13 - 14	28.06	25.93	28.15	30.07	28.08	31.5	27.86	28.31	29.16	34.94
14 - 15	29.52	27.86	28.21	31.1	29.1	26	29.39	29.29	27.56	34.98
15 - 16	29.72	29.63	29.93	29.68	29.41	29.67	29.04	29.7	29.29	35.82
16 - 17	28.06	31.11	27.89	29.94	26.69	29.21	26	28.78	27.61	34.98
17 - 18	27.87	23.33	28.06	28	28.82	30	26.38	27.49	28.66	34.92
18 - 19	28.1	28.88	27.43	30	26.75	29.93	28	28.09	29.45	34.42
19 - 20	13.25	26.5	28.89	28.88	27.67	33.25	24.5	23.4	27.42	32.16
20 - 21	7.5	30	30.89	27.67	24.14	27	29.43	25.64	28.7	29.76
21 - 22	0	35.33	27	30.33	32	32.2	39.5	32	34.29	37.5
22 - 23	32	0	28.67	0	32	37	0	30.33	37	35
23 - 24	0	17	0	0	0	28.67	0	17	28.67	20
Totals	26.9	27	28.1	29.6	28.9	28.5	27.9			
% of Total	13.66%	13.71%	14.27%	15.03%	14.68%	14.47%	14.17%			

Incoming Weekly Speeds
Tivetshall

from Mon-Apr-01-2024-09-00-AM to Tue-Apr-30-2024-11-59-PM

	15/04/2024	to	21/04/2024							
	Monday	Tuesday	Wednesday	Thursday	Friday	Saturday	Sunday	Week	Weekend	Week Day 85%
Hour	15/04/2024	16/04/2024	17/04/2024	18/04/2024	19/04/2024	20/04/2024	21/04/2024	Day Avg	Avg	Avg Speed
0 - 1	0	12	27	0	17	0	27	20.75	27	23.33
1 - 2	22	0	0	0	0	0	0	22	0	25
2 - 3	0	0	0	0	0	0	0	0	0	0
3 - 4	0	0	0	0	0	0	0	0	0	0
4 - 5	37	0	27	0	0	0	0	32	0	35
5 - 6	29.2	32	24.5	23.67	37	27	0	27.92	27	35
6 - 7	28.5	28.21	26.09	27.22	28.94	27	29.5	27.73	28.67	35.28
7 - 8	28.73	26.7	31.25	29.33	30.88	26	32	28.66	26.8	36.06
8 - 9	30.33	22.73	27.26	27.77	26.88	26.16	34.5	26.76	27.61	33.44
9 - 10	24.71	29.35	25.56	26.91	27.95	26.6	27	26.95	26.67	33.5
10 - 11	26.43	26.67	27.56	28.09	28.65	26.03	26.25	27.41	26.09	33.2
11 - 12	26.89	26.67	26.83	25.08	27.5	27.57	26.95	26.52	27.28	33.34
12 - 13	27.26	29.66	23.09	25.87	27.64	20.48	29.24	26.96	23.09	33.98
13 - 14	28.26	29.31	27.86	26.47	28.2	27.1	29.62	28.11	27.79	34.48
14 - 15	28.27	28.76	27.6	27.58	30.32	26.09	29.12	28.38	27.37	34.94
15 - 16	27.73	28.59	29.38	29.62	29.91	28.26	14.87	28.84	18.84	35.08
16 - 17	26.96	28.35	26.88	26.43	31.65	29.5	30	27.88	29.68	35
17 - 18	32.07	32.79	24.68	28.56	30.29	29.45	29.89	29.41	29.65	35.6
18 - 19	30	29.06	28.04	28.67	21	31	29.93	27.98	30.35	32.52
19 - 20	28.22	25.83	28.67	33.67	27.12	20	26.17	27.74	21.85	35.5
20 - 21	32	27.75	30.27	28.45	32.12	27	30.33	29.83	28.25	35.06
21 - 22	0	24.5	29.5	29.5	32	29.44	32	29.5	29.7	35.62
22 - 23	27	0	0	52	27	20	37	33.25	22.12	38.33
23 - 24	22	0	0	0	32	0	0	25.33	0	32.5
Totals	28	27.9	27.2	27.6	29	25.9	25.4			
% of Total	14.66%	14.61%	14.24%	14.45%	15.18%	13.56%	13.3%			

Incoming Weekly Speeds
Tivetshall

from Mon-Apr-01-2024-09-00-AM to Tue-Apr-30-2024-11-59-PM

	22/04/2024	to	28/04/2024							
	Monday	Tuesday	Wednesday	Thursday	Friday	Saturday	Sunday	Week	Weekend	Week Day 85%
Hour	22/04/2024	23/04/2024	24/04/2024	25/04/2024	26/04/2024	27/04/2024	28/04/2024	Day Avg	Avg	Avg Speed
0 - 1	27	0	0	0	24.5	0	7.53	25	7.53	28.75
1 - 2	19.5	0	0	0	0	0	7.53	19.5	7.53	25
2 - 3	32	0	0	0	12	0	7.29	18.67	7.29	27.5
3 - 4	0	0	0	0	0	0	12	0	12	0
4 - 5	0	47	0	0	0	0	0	47	0	50
5 - 6	34.5	27	0	0	30.75	27	0	31.29	27	35
6 - 7	27.15	32	0	0	30.08	30.33	18.67	28.36	24.5	34.47
7 - 8	27.53	0	0	0	30.15	30.14	26.33	28.75	28.38	34.8
8 - 9	33.05	0	0	0	27.68	27.11	26.43	30.56	26.81	36.5
9 - 10	26.56	0	0	0	28.2	25.25	17.17	27.14	20.97	35.85
10 - 11	25.96	0	0	0	26.71	27.68	27.88	26.36	27.77	32.35
11 - 12	28.11	0	0	28.3	27.63	27.13	25.28	27.95	26.17	32.73
12 - 13	28.61	0	0	27.11	28.18	24.91	27.04	28.07	26.06	33.07
13 - 14	26.86	0	0	29.54	11.43	27.08	27.43	16.95	27.27	30
14 - 15	30.98	0	0	28.11	18.69	21.55	27.06	25.27	23.35	35
15 - 16	31.31	0	0	28.3	28.8	25.4	26.2	29.23	25.74	35.47
16 - 17	32.04	0	0	29.38	29.67	27.6	25	30.3	26.67	35.8
17 - 18	29	0	0	27.43	24.74	24.11	28	27.16	25.04	34.83
18 - 19	29.46	0	0	27.83	30.06	27.38	27.71	29.49	27.48	37.5
19 - 20	24.29	0	0	28.22	27.73	26.17	23.22	27	24.4	33.07
20 - 21	27.25	0	0	27.45	26.44	27	30.33	27.04	29	32.37
21 - 22	32	0	0	32	29.67	27.29	29.5	30.44	27.78	35
22 - 23	0	0	0	18.5	29.5	8.37	0	24	8.37	27.5
23 - 24	0	0	0	24.5	0	7.77	27	24.5	7.93	30
Totals	28.8	35.3	0	28.1	23.3	18.8	16.8			
% of Total	19.06%	23.36%	0%	18.6%	15.42%	12.44%	11.12%			

Incoming Weekly Speeds
Tivetshall

from Mon-Apr-01-2024-09-00-AM to Tue-Apr-30-2024-11-59-PM

	29/04/2024	to	05/05/2024							
	Monday	Tuesday	Wednesday	Thursday	Friday	Saturday	Sunday	Week	Weekend	Week Day 85%
Hour	29/04/2024	30/04/2024	01/05/2024	02/05/2024	03/05/2024	04/05/2024	05/05/2024	Day Avg	Avg	Avg Speed
0 - 1	0	0	*	*	*	*	*	*	*	0
1 - 2	22	0	*	*	*	*	*	22	*	25
2 - 3	37	0	*	*	*	*	*	37	*	40
3 - 4	0	7	*	*	*	*	*	7	*	10
4 - 5	0	0	*	*	*	*	*	*	*	0
5 - 6	27.17	0	*	*	*	*	*	27.17	*	35
6 - 7	28.82	25.36	*	*	*	*	*	26.87	*	32.8
7 - 8	29.28	29.03	*	*	*	*	*	29.15	*	36.95
8 - 9	27.34	29.55	*	*	*	*	*	28.29	*	35.9
9 - 10	29.84	27.57	*	*	*	*	*	28.6	*	34.1
10 - 11	29.12	27.46	*	*	*	*	*	28.64	*	34.6
11 - 12	27.11	26.55	*	*	*	*	*	26.9	*	33.55
12 - 13	30.18	28.8	*	*	*	*	*	29.45	*	35.55
13 - 14	27.72	29.67	*	*	*	*	*	28.6	*	34.3
14 - 15	28.35	27.3	*	*	*	*	*	27.91	*	34.6
15 - 16	30.63	27.74	*	*	*	*	*	29.15	*	34.45
16 - 17	30.12	30	*	*	*	*	*	30.05	*	34.75
17 - 18	28.93	30.68	*	*	*	*	*	29.73	*	37.5
18 - 19	27.95	19.19	*	*	*	*	*	22.32	*	33.65
19 - 20	28.25	10.5	*	*	*	*	*	11.81	*	19.95
20 - 21	29.44	20.25	*	*	*	*	*	25.12	*	33.75
21 - 22	34.5	27	*	*	*	*	*	32	*	37.5
22 - 23	30.2	26	*	*	*	*	*	28.33	*	27.5
23 - 24	0	22	*	*	*	*	*	22	*	25
Totals	28.8	25.2	0	0	0	0	0			
% of Total	53.33%	46.67%	0%	0%	0%	0%	0%			

Incoming Monthly Speeds
Tivetshall

from Mon-Apr-01-2024-09-00-AM to Tue-Apr-30-2024-11-59-PM

	Apr 2024									
Hour	Monday	Tuesday	Wednesday	Thursday	Friday	Saturday	Sunday	Week Day Avg	Weekend Avg	Week Day 85% Avg Speed
0 - 1	24.5	12	27	0	23.43	0	8.47	23.25	8.47	27.08
1 - 2	20.75	0	0	7.4	0	27	7.53	11.21	7.77	16.15
2 - 3	34.5	0	0	8.07	12	32	7.29	8.82	10.37	23.13
3 - 4	0	7	0	42	30.33	0	12	28	12	30
4 - 5	37	47	27	27	34.5	0	27	34.5	27	39
5 - 6	29.18	24.5	27	28.43	33.25	27	0	29.4	27	38.24
6 - 7	28.54	27.47	27.21	29.14	18.77	28.1	23.5	24.86	25.8	34.78
7 - 8	28.22	27.46	29.78	30.63	27.4	28.85	31.71	28.25	29.7	35.78
8 - 9	29.89	24.73	26.76	29.2	27.62	27.76	29.19	27.6	28.26	34.26
9 - 10	27.12	27.95	26.71	27.94	28.49	26.36	23.23	27.63	25.02	34.1
10 - 11	27	25.89	26.52	28.93	27.32	26.26	29.21	27.07	27.31	33.66
11 - 12	27.46	27.65	26.25	26.71	28.59	26.75	26.86	27.38	26.8	33.64
12 - 13	28.75	28.63	25.64	27.92	28.63	24.23	28.18	28.08	26.07	34.34
13 - 14	27.86	28.59	28.09	29.34	18.99	28.58	29.22	25.41	28.89	33.78
14 - 15	29.18	28.12	28.54	28.89	24.52	25.34	28.94	27.9	26.86	34.84
15 - 16	29.17	27.98	28.49	28.97	29.48	27.58	23.23	28.84	24.85	34.74
16 - 17	29.35	29.03	27.55	29.17	29.52	29.26	28.26	29.01	28.86	35.4
17 - 18	29.09	29.78	26.62	29.07	27.4	28.99	28.44	28.43	28.78	35.66
18 - 19	28.83	24.71	27.4	29.53	27.72	29.79	28.24	27.35	29.14	34.62
19 - 20	22.57	15.89	28.35	28.07	28.67	24.57	24.63	22.51	24.6	32.98
20 - 21	25.96	17.53	30.5	28.12	28.7	28.88	30.2	25.27	29.52	34.4
21 - 22	30.75	8.7	28.67	31.17	31.14	30.65	32	14.09	30.97	30.7
22 - 23	29.62	26.2	32	26.33	29.22	11.82	34.5	28.76	12.6	34
23 - 24	23.67	23.25	0	18.67	32	8.3	27	22.91	8.45	30
Totals	28.3	25	27.5	27.4	26.2	24.6	23.6			
% of Total	15.5%	13.69%	15.06%	15.01%	14.35%	13.47%	12.92%			

Incoming Weekly EightyFifthSpeeds
Tivetshall

from Mon-Apr-01-2024-09-00-AM to Tue-Apr-30-2024-11-59-PM

	01/04/2024	to	07/04/2024							
	Monday	Tuesday	Wednesday	Thursday	Friday	Saturday	Sunday	Week	Weekend	Week Day 85%
Hour	01/04/2024	02/04/2024	03/04/2024	04/04/2024	05/04/2024	06/04/2024	07/04/2024	Day Avg	Avg	Avg Speed
0 - 1	*	0	0	0	25	0	40	25	40	25
1 - 2	*	0	0	9	0	30	0	9	30	9
2 - 3	*	0	0	9.3	0	35	0	9.3	35	9.3
3 - 4	*	0	0	0	35	0	0	35	0	35
4 - 5	*	0	0	0	0	0	0	0	0	0
5 - 6	*	35	35	0	40	0	0	36.67	0	36.67
6 - 7	*	35	33	36.2	10	30	30	28.55	30	28.55
7 - 8	*	34	31.7	38.3	35	45	45	34.75	45	34.75
8 - 9	*	35	32	35	35	32.5	34	34.25	33.25	34.25
9 - 10	35	36.7	34	32.5	36.7	34.3	32.5	34.98	33.4	34.98
10 - 11	33.3	31.7	32.5	38	33.6	33.3	40	33.82	36.65	33.82
11 - 12	33.3	34.3	32.9	32.5	35	33.8	34.5	33.6	34.15	33.6
12 - 13	37.5	35	36.2	34	34.3	35	34.6	35.4	34.8	35.4
13 - 14	37.5	33.9	33	36.2	36.7	35	39	35.46	37	35.46
14 - 15	34.3	33.6	35	35	33.8	40	37.5	34.34	38.75	34.34
15 - 16	33.9	29.8	33.3	33.9	35	32.5	37.5	33.18	35	33.18
16 - 17	35	34.5	35	37	38	37.5	38	35.9	37.75	35.9
17 - 18	34.2	38.3	34	39	33.5	36.7	37.5	35.8	37.1	35.8
18 - 19	35	37.5	33.8	35	36.7	40	35	35.6	37.5	35.6
19 - 20	35	32.5	30	35	40	32.5	35	34.5	33.75	34.5
20 - 21	35	10	33.8	40	37.5	40	35	31.26	37.5	31.26
21 - 22	25	9.4	35	40	35	38.8	35	28.88	36.9	28.88
22 - 23	30	30	45	35	30	30	35	34	32.5	34
23 - 24	30	35	0	10	0	0	0	25	0	25
Totals	504	601.2	615.2	640.9	675.8	671.9	655.1			
% of Total	11.55%	13.78%	14.1%	14.69%	15.49%	15.4%	15.01%			

Incoming Weekly EightyFifthSpeeds
Tivetshall

from Mon-Apr-01-2024-09-00-AM to Tue-Apr-30-2024-11-59-PM

	08/04/2024	to	14/04/2024							
	Monday	Tuesday	Wednesday	Thursday	Friday	Saturday	Sunday	Week	Weekend	Week Day 85%
Hour	08/04/2024	09/04/2024	10/04/2024	11/04/2024	12/04/2024	13/04/2024	14/04/2024	Day Avg	Avg	Avg Speed
0 - 1	25	0	0	0	30	0	30	27.5	30	27.5
1 - 2	0	0	0	0	0	0	0	0	0	0
2 - 3	0	0	0	50	0	0	0	50	0	50
3 - 4	0	0	0	45	35	0	0	40	0	40
4 - 5	0	0	0	30	45	0	30	37.5	30	37.5
5 - 6	35	20	40	40	50	30	0	37	30	37
6 - 7	40	37.5	45	35	36.7	35	0	38.84	35	38.84
7 - 8	36.7	30	34.2	39	34.6	35	45	34.9	40	34.9
8 - 9	35	31.2	35	34.4	34.4	37.5	35	34	36.25	34
9 - 10	35	29.5	35	35	34	30	31.7	33.7	30.85	33.7
10 - 11	32.5	29.2	37	35	33.2	32.5	36.7	33.38	34.6	33.38
11 - 12	34.4	34	32.5	36.2	34.4	33	31.7	34.3	32.35	34.3
12 - 13	34.2	33.8	33.8	36	36.2	32.5	36.7	34.8	34.6	34.8
13 - 14	33.8	33.8	33.3	40	33.8	40	34.3	34.94	37.15	34.94
14 - 15	35	33	35.7	36.7	34.5	34	34.2	34.98	34.1	34.98
15 - 16	34.5	36	36.9	35	36.7	35	35	35.82	35	35.82
16 - 17	33	36.2	34.2	38.6	32.9	35	32.5	34.98	33.75	34.98
17 - 18	35	33.3	33.8	37.5	35	37	32.5	34.92	34.75	34.92
18 - 19	35	35	33.3	35	33.8	35	32.5	34.42	33.75	34.42
19 - 20	25	32.5	35	33.3	35	35	35	32.16	35	32.16
20 - 21	8.8	32.5	40	37.5	30	45	33.3	29.76	39.15	29.76
21 - 22	0	40	30	40	40	37.5	50	37.5	43.75	37.5
22 - 23	35	0	35	0	35	40	0	35	40	35
23 - 24	0	20	0	0	0	35	0	20	35	20
Totals	582.9	577.5	639.7	749.2	750.2	674	596.1			
% of Total	12.76%	12.64%	14%	16.4%	16.42%	14.75%	13.04%			

Incoming Weekly EightyFifthSpeeds
Tivetshall

from Mon-Apr-01-2024-09-00-AM to Tue-Apr-30-2024-11-59-PM

	15/04/2024	to	21/04/2024							
	Monday	Tuesday	Wednesday	Thursday	Friday	Saturday	Sunday	Week	Weekend	Week Day 85%
Hour	15/04/2024	16/04/2024	17/04/2024	18/04/2024	19/04/2024	20/04/2024	21/04/2024	Day Avg	Avg	Avg Speed
0 - 1	0	15	35	0	20	0	30	23.33	30	23.33
1 - 2	25	0	0	0	0	0	0	25	0	25
2 - 3	0	0	0	0	0	0	0	0	0	0
3 - 4	0	0	0	0	0	0	0	0	0	0
4 - 5	40	0	30	0	0	0	0	35	0	35
5 - 6	35	35	35	30	40	30	0	35	30	35
6 - 7	36.7	34.2	33.8	35	36.7	30	35	35.28	32.5	35.28
7 - 8	35	32.5	38.8	35	39	30	35	36.06	32.5	36.06
8 - 9	36.7	30	32.5	35	33	33	35	33.44	34	33.44
9 - 10	31.2	35	34	33.3	34	33.8	30	33.5	31.9	33.5
10 - 11	33	32.5	33.8	33.8	32.9	32.5	30	33.2	31.25	33.2
11 - 12	32.8	33.8	33.8	33.3	33	33.8	31.7	33.34	32.75	33.34
12 - 13	34.3	34.4	35	33.3	32.9	29.4	34	33.98	31.7	33.98
13 - 14	35	36.7	35	29.5	36.2	33.3	33.8	34.48	33.55	34.48
14 - 15	33.5	35	36.2	33.3	36.7	34.2	36.7	34.94	35.45	34.94
15 - 16	32.7	34	36.7	35	37	35	30	35.08	32.5	35.08
16 - 17	33.8	34.4	35	34.3	37.5	35	34.4	35	34.7	35
17 - 18	35	38.8	35	35	34.2	33.8	35	35.6	34.4	35.6
18 - 19	33.3	34.3	32.5	35	27.5	38.3	38.3	32.52	38.3	32.52
19 - 20	35	31.7	33.3	45	32.5	32.5	33.3	35.5	32.9	35.5
20 - 21	35	33.3	34	33	40	35	40	35.06	37.5	35.06
21 - 22	0	35	35	35	37.5	35	35	35.62	35	35.62
22 - 23	30	0	0	55	30	30	40	38.33	35	38.33
23 - 24	30	0	0	0	35	0	0	32.5	0	32.5
Totals	673	595.6	654.4	638.8	685.6	594.6	617.2			
% of Total	15.09%	13.36%	14.68%	14.33%	15.37%	13.33%	13.84%			

Incoming Weekly EightyFifthSpeeds
Tivetshall

from Mon-Apr-01-2024-09-00-AM to Tue-Apr-30-2024-11-59-PM

	22/04/2024	to	28/04/2024							
	Monday	Tuesday	Wednesday	Thursday	Friday	Saturday	Sunday	Week	Weekend	Week Day 85%
Hour	22/04/2024	23/04/2024	24/04/2024	25/04/2024	26/04/2024	27/04/2024	28/04/2024	Day Avg	Avg	Avg Speed
0 - 1	30	0	0	0	27.5	0	9.3	28.75	9.3	28.75
1 - 2	25	0	0	0	0	0	9.3	25	9.3	25
2 - 3	35	0	0	0	20	0	9.3	27.5	9.3	27.5
3 - 4	0	0	0	0	0	0	15	0	15	0
4 - 5	0	50	0	0	0	0	0	50	0	50
5 - 6	40	30	0	0	35	30	0	35	30	35
6 - 7	34	35	0	0	34.4	40	35	34.47	37.5	34.47
7 - 8	35	0	0	0	34.6	30	30	34.8	30	34.8
8 - 9	40	0	0	0	33	35	32.5	36.5	33.75	36.5
9 - 10	35	0	0	0	36.7	35	30	35.85	32.5	35.85
10 - 11	33.5	0	0	0	31.2	32.5	32.5	32.35	32.5	32.35
11 - 12	33.5	0	0	33	31.7	32.9	31.2	32.73	32.05	32.73
12 - 13	33.6	0	0	32.5	33.1	31.2	33.8	33.07	32.5	33.07
13 - 14	32.5	0	0	33.5	24	32.5	37.5	30	35	30
14 - 15	36.7	0	0	35	33.3	31	35	35	33	35
15 - 16	37.5	0	0	34.4	34.5	32	32.5	35.47	32.25	35.47
16 - 17	35	0	0	36.2	36.2	33.3	30	35.8	31.65	35.8
17 - 18	35	0	0	36.2	33.3	29.5	40	34.83	34.75	34.83
18 - 19	35	0	0	35	42.5	33.8	33.3	37.5	33.55	37.5
19 - 20	32.5	0	0	35	31.7	35	30	33.07	32.5	33.07
20 - 21	28.8	0	0	33.3	35	35	40	32.37	37.5	32.37
21 - 22	35	0	0	35	35	32.5	35	35	33.75	35
22 - 23	0	0	0	25	30	9.6	0	27.5	9.6	27.5
23 - 24	0	0	0	30	0	9.4	30	30	19.7	30
Totals	682.6	115	0	434.1	652.7	580.2	611.2			
% of Total	22.19%	3.74%	0%	14.11%	21.22%	18.86%	19.87%			

Incoming Weekly EightyFifthSpeeds
Tivetshall

from Mon-Apr-01-2024-09-00-AM to Tue-Apr-30-2024-11-59-PM

	29/04/2024	to	05/05/2024							
	Monday	Tuesday	Wednesday	Thursday	Friday	Saturday	Sunday	Week	Weekend	Week Day 85%
Hour	29/04/2024	30/04/2024	01/05/2024	02/05/2024	03/05/2024	04/05/2024	05/05/2024	Day Avg	Avg	Avg Speed
0 - 1	0	0	*	*	*	*	*	0	0	0
1 - 2	25	0	*	*	*	*	*	25	0	25
2 - 3	40	0	*	*	*	*	*	40	0	40
3 - 4	0	10	*	*	*	*	*	10	0	10
4 - 5	0	0	*	*	*	*	*	0	0	0
5 - 6	35	0	*	*	*	*	*	35	0	35
6 - 7	33.1	32.5	*	*	*	*	*	32.8	0	32.8
7 - 8	37.9	36	*	*	*	*	*	36.95	0	36.95
8 - 9	37.5	34.3	*	*	*	*	*	35.9	0	35.9
9 - 10	33.9	34.3	*	*	*	*	*	34.1	0	34.1
10 - 11	36.7	32.5	*	*	*	*	*	34.6	0	34.6
11 - 12	34	33.1	*	*	*	*	*	33.55	0	33.55
12 - 13	37.5	33.6	*	*	*	*	*	35.55	0	35.55
13 - 14	33.6	35	*	*	*	*	*	34.3	0	34.3
14 - 15	35	34.2	*	*	*	*	*	34.6	0	34.6
15 - 16	35.8	33.1	*	*	*	*	*	34.45	0	34.45
16 - 17	35	34.5	*	*	*	*	*	34.75	0	34.75
17 - 18	35	40	*	*	*	*	*	37.5	0	37.5
18 - 19	34.4	32.9	*	*	*	*	*	33.65	0	33.65
19 - 20	30	9.9	*	*	*	*	*	19.95	0	19.95
20 - 21	35	32.5	*	*	*	*	*	33.75	0	33.75
21 - 22	45	30	*	*	*	*	*	37.5	0	37.5
22 - 23	30	25	*	*	*	*	*	27.5	0	27.5
23 - 24	0	25	*	*	*	*	*	25	0	25
Totals	699.4	578.4	0	0	0	0	0			
% of Total	54.73%	45.27%	0%	0%	0%	0%	0%			

Incoming Monthly EightyFifthSpeeds
Tivetshall

from Mon-Apr-01-2024-09-00-AM to Tue-Apr-30-2024-11-59-PM

	Apr 2024							Week	Weekend	Week Day 85%
Hour	Monday	Tuesday	Wednesday	Thursday	Friday	Saturday	Sunday	Day Avg	Avg	Avg Speed
0 - 1	30	15	35	0	28.3	0	9.5	27.08	9.5	27.08
1 - 2	23.3	0	0	9	0	30	9.3	16.15	19.65	16.15
2 - 3	40	0	0	9.4	20	35	9.3	23.13	22.15	23.13
3 - 4	0	10	0	45	35	0	15	30	15	30
4 - 5	40	50	30	30	45	0	30	39	30	39
5 - 6	36.2	35	35	40	45	30	0	38.24	30	38.24
6 - 7	34.8	34.4	34.5	36.2	34	32.5	32.5	34.78	32.5	34.78
7 - 8	36.4	34.1	35	38	35.4	35	41.7	35.78	38.35	35.78
8 - 9	37.5	32.6	32.7	34.7	33.8	34.1	34.6	34.26	34.35	34.26
9 - 10	33.7	34.2	34	33.8	34.8	33.9	31.7	34.1	32.8	34.1
10 - 11	33.9	31.6	34.3	35.6	32.9	32.4	35.7	33.66	34.05	33.66
11 - 12	33.6	33.8	33	34	33.8	33.2	33.3	33.64	33.25	33.64
12 - 13	34.9	33.9	34.7	34.2	34	32	34.5	34.34	33.25	34.34
13 - 14	34	34.8	33.6	34.8	31.7	34.6	36.1	33.78	35.35	33.78
14 - 15	34.8	34.2	35.8	35	34.4	33.5	35.6	34.84	34.55	34.84
15 - 16	34.5	33.5	35.4	34.6	35.7	33.8	33.9	34.74	33.85	34.74
16 - 17	34.5	34.9	34.7	36.8	36.1	35.9	34.3	35.4	35.1	35.4
17 - 18	34.7	38.8	34.2	36.8	33.8	35	36.9	35.66	35.95	35.66
18 - 19	34.8	34	33.1	35	36.2	35.7	35	34.62	35.35	34.62
19 - 20	33.3	29.7	33	34.3	34.6	34	33.6	32.98	33.8	32.98
20 - 21	34.3	31.2	34.6	34.4	37.5	40	35	34.4	37.5	34.4
21 - 22	35	9.7	32.5	37.5	38.8	37.5	35	30.7	36.25	30.7
22 - 23	35	30	35	35	35	24	40	34	32	34
23 - 24	30	25	0	30	35	9.5	30	30	19.75	30

Summary of Violators
Tivetshall

from Mon-Apr-01-2024-09-00-AM to Tue-Apr-30-2024-11-59-PM

Starting Hour	Count	Average Speed of all Traffic	Violator Counts	Average Speed of Violators
00:00:00	0	N/A	N/A	N/A
01:00:00	0	N/A	N/A	N/A
02:00:00	0	N/A	N/A	N/A
03:00:00	0	N/A	N/A	N/A
04:00:00	0	N/A	N/A	N/A
05:00:00	0	N/A	N/A	N/A
06:00:00	0	N/A	N/A	N/A
07:00:00	0	N/A	N/A	N/A
08:00:00	0	N/A	N/A	N/A
09:00:00	6	30.8	2	37.5
10:00:00	13	26.5	4	35.0
11:00:00	12	25.6	4	33.8
12:00:00	20	26.8	13	34.4
13:00:00	15	28.0	7	36.1
14:00:00	18	21.3	10	33.5
15:00:00	36	21.2	11	33.4
16:00:00	12	26.9	6	34.2
17:00:00	15	24.8	9	33.6
18:00:00	10	27.8	5	34.5
19:00:00	11	26.1	3	34.2
20:00:00	5	20.5	5	33.5
21:00:00	1	22.5	0	0.0
22:00:00	1	27.5	0	0.0
23:00:00	1	27.5	0	0.0
00:00:00	0	N/A	N/A	N/A
01:00:00	0	N/A	N/A	N/A
02:00:00	0	N/A	N/A	N/A
03:00:00	0	N/A	N/A	N/A
04:00:00	0	N/A	N/A	N/A
05:00:00	2	37.5	2	37.5
06:00:00	13	24.0	4	35.0
07:00:00	14	26.4	4	33.8
08:00:00	22	22.3	9	35.8
09:00:00	14	21.1	7	34.6
10:00:00	30	15.7	7	33.2
11:00:00	29	20.8	9	34.7
12:00:00	21	25.4	7	34.6
13:00:00	21	21.4	8	32.5
14:00:00	29	21.5	11	33.9
15:00:00	32	15.9	4	32.5
16:00:00	44	17.6	14	34.6
17:00:00	20	23.3	10	35.5
18:00:00	15	28.5	9	36.4
19:00:00	4	27.5	2	32.5
20:00:00	11	8.4	1	42.5
21:00:00	144	1.1	1	32.5
22:00:00	1	27.5	0	0.0
23:00:00	2	27.5	1	32.5

Summary of Violators
Tivetshall

from Mon-Apr-01-2024-09-00-AM to Tue-Apr-30-2024-11-59-PM

00:00:00	0	N/A	N/A	N/A
01:00:00	0	N/A	N/A	N/A
02:00:00	0	N/A	N/A	N/A
03:00:00	0	N/A	N/A	N/A
04:00:00	0	N/A	N/A	N/A
05:00:00	1	32.5	1	32.5
06:00:00	8	18.8	3	32.5
07:00:00	13	22.9	4	32.5
08:00:00	25	20.3	6	32.5
09:00:00	23	22.6	7	35.4
10:00:00	22	18.4	4	35.0
11:00:00	24	20.9	7	33.2
12:00:00	24	20.5	7	34.6
13:00:00	26	20.2	10	33.0
14:00:00	21	25.1	11	34.3
15:00:00	31	22.3	9	34.2
16:00:00	36	19.6	10	35.0
17:00:00	27	19.4	12	33.3
18:00:00	22	24.4	8	34.4
19:00:00	7	25.4	1	32.5
20:00:00	6	30.8	4	32.5
21:00:00	3	29.2	1	32.5
22:00:00	2	37.5	2	37.5
23:00:00	0	N/A	N/A	N/A
00:00:00	0	N/A	N/A	N/A
01:00:00	10	1.5	0	0.0
02:00:00	75	0.5	0	0.0
03:00:00	0	N/A	N/A	N/A
04:00:00	0	N/A	N/A	N/A
05:00:00	0	N/A	N/A	N/A
06:00:00	13	25.8	6	34.2
07:00:00	17	27.1	10	36.5
08:00:00	20	24.8	10	35.5
09:00:00	14	23.9	5	32.5
10:00:00	21	22.9	8	36.3
11:00:00	20	20.6	5	36.5
12:00:00	20	24.3	8	33.8
13:00:00	21	23.7	12	33.8
14:00:00	33	21.9	16	35.9
15:00:00	31	21.6	13	33.7
16:00:00	31	23.4	18	34.4
17:00:00	24	28.1	18	35.8
18:00:00	12	29.0	6	35.8
19:00:00	10	26.0	3	35.8
20:00:00	2	32.5	1	37.5
21:00:00	3	34.2	2	37.5
22:00:00	1	32.5	1	32.5
23:00:00	1	7.5	0	0.0
00:00:00	1	22.5	0	0.0

Summary of Violators
Tivetshall

from Mon-Apr-01-2024-09-00-AM to Tue-Apr-30-2024-11-59-PM

01:00:00	0	N/A	N/A	N/A
02:00:00	0	N/A	N/A	N/A
03:00:00	1	32.5	1	32.5
04:00:00	0	N/A	N/A	N/A
05:00:00	2	27.5	1	37.5
06:00:00	39	5.3	4	36.3
07:00:00	47	10.2	6	36.7
08:00:00	11	18.0	2	35.0
09:00:00	18	26.0	11	34.8
10:00:00	28	20.1	9	34.7
11:00:00	23	24.1	11	35.7
12:00:00	19	23.8	9	33.6
13:00:00	26	24.7	12	35.4
14:00:00	27	21.1	8	35.0
15:00:00	30	23.3	15	35.5
16:00:00	33	23.2	19	35.4
17:00:00	28	19.9	10	33.5
18:00:00	23	22.3	12	34.6
19:00:00	9	33.1	8	35.0
20:00:00	6	33.3	5	34.5
21:00:00	6	31.7	3	35.8
22:00:00	1	27.5	0	0.0
23:00:00	0	N/A	N/A	N/A
00:00:00	0	N/A	N/A	N/A
01:00:00	1	27.5	0	0.0
02:00:00	1	32.5	1	32.5
03:00:00	0	N/A	N/A	N/A
04:00:00	0	N/A	N/A	N/A
05:00:00	0	N/A	N/A	N/A
06:00:00	3	24.2	0	0.0
07:00:00	7	26.4	2	45.0
08:00:00	15	22.8	5	32.5
09:00:00	24	21.8	9	33.6
10:00:00	18	18.9	5	33.5
11:00:00	17	22.1	5	34.5
12:00:00	19	23.3	8	35.0
13:00:00	27	21.9	13	34.8
14:00:00	18	22.9	7	38.2
15:00:00	9	17.2	2	32.5
16:00:00	24	24.1	16	35.0
17:00:00	15	18.2	11	33.0
18:00:00	11	28.9	10	36.0
19:00:00	5	30.5	3	32.5
20:00:00	6	32.5	4	36.3
21:00:00	4	36.3	4	36.3
22:00:00	5	27.5	2	35.0
23:00:00	1	27.5	0	0.0
00:00:00	2	32.5	1	37.5
01:00:00	0	N/A	N/A	N/A

Summary of Violators
Tivetshall

from Mon-Apr-01-2024-09-00-AM to Tue-Apr-30-2024-11-59-PM

02:00:00	0	N/A	N/A	N/A
03:00:00	0	N/A	N/A	N/A
04:00:00	0	N/A	N/A	N/A
05:00:00	0	N/A	N/A	N/A
06:00:00	3	20.8	0	0.0
07:00:00	3	39.2	3	39.2
08:00:00	9	24.2	4	35.0
09:00:00	14	25.5	5	34.5
10:00:00	17	26.8	9	36.9
11:00:00	28	25.2	16	34.4
12:00:00	30	21.9	15	33.8
13:00:00	22	22.3	10	35.0
14:00:00	17	28.7	10	37.0
15:00:00	28	25.3	17	36.3
16:00:00	14	28.6	11	34.8
17:00:00	13	30.2	8	35.0
18:00:00	8	22.2	3	34.2
19:00:00	4	26.3	2	35.0
20:00:00	2	16.3	2	32.5
21:00:00	2	27.5	0	0.0
22:00:00	2	32.5	2	32.5
23:00:00	0	N/A	N/A	N/A
00:00:00	1	22.5	0	0.0
01:00:00	0	N/A	N/A	N/A
02:00:00	0	N/A	N/A	N/A
03:00:00	0	N/A	N/A	N/A
04:00:00	0	N/A	N/A	N/A
05:00:00	2	35.0	2	35.0
06:00:00	13	23.7	7	35.4
07:00:00	13	22.9	6	35.8
08:00:00	11	22.3	4	36.3
09:00:00	15	24.5	4	38.8
10:00:00	19	19.3	4	36.3
11:00:00	30	20.9	11	33.9
12:00:00	18	21.7	7	33.2
13:00:00	16	23.0	7	33.2
14:00:00	27	16.9	17	34.0
15:00:00	30	24.7	15	34.5
16:00:00	20	22.5	6	32.5
17:00:00	12	22.5	6	34.2
18:00:00	13	25.2	7	34.6
19:00:00	14	6.1	1	32.5
20:00:00	6	11.7	1	32.5
21:00:00	0	N/A	N/A	N/A
22:00:00	1	32.5	1	32.5
23:00:00	0	N/A	N/A	N/A
00:00:00	0	N/A	N/A	N/A
01:00:00	0	N/A	N/A	N/A
02:00:00	0	N/A	N/A	N/A

Summary of Violators
Tivetshall

from Mon-Apr-01-2024-09-00-AM to Tue-Apr-30-2024-11-59-PM

03:00:00	0	N/A	N/A	N/A
04:00:00	0	N/A	N/A	N/A
05:00:00	1	17.5	0	0.0
06:00:00	7	27.9	6	33.3
07:00:00	10	22.5	2	35.0
08:00:00	19	17.1	4	32.5
09:00:00	17	20.3	2	37.5
10:00:00	23	15.2	1	32.5
11:00:00	24	19.0	5	34.5
12:00:00	24	21.5	10	33.5
13:00:00	14	25.2	6	32.5
14:00:00	17	24.3	6	33.3
15:00:00	25	21.4	14	33.9
16:00:00	22	21.5	12	34.6
17:00:00	9	27.5	4	33.8
18:00:00	11	22.0	3	34.2
19:00:00	11	26.6	3	34.2
20:00:00	2	13.8	0	0.0
21:00:00	4	25.6	4	33.8
22:00:00	1	37.5	1	37.5
23:00:00	1	17.5	0	0.0
00:00:00	0	N/A	N/A	N/A
01:00:00	0	N/A	N/A	N/A
02:00:00	0	N/A	N/A	N/A
03:00:00	0	N/A	N/A	N/A
04:00:00	0	N/A	N/A	N/A
05:00:00	1	37.5	1	37.5
06:00:00	7	31.1	5	38.5
07:00:00	13	28.5	7	34.6
08:00:00	18	21.1	4	35.0
09:00:00	21	21.0	9	36.4
10:00:00	30	20.4	9	35.8
11:00:00	31	16.8	10	33.5
12:00:00	26	16.5	10	34.0
13:00:00	33	16.7	12	32.9
14:00:00	44	19.1	19	34.6
15:00:00	45	18.4	19	35.4
16:00:00	22	25.7	9	34.7
17:00:00	15	21.2	6	34.2
18:00:00	15	25.3	6	32.5
19:00:00	10	20.8	2	35.0
20:00:00	8	31.3	4	37.5
21:00:00	2	30.0	1	32.5
22:00:00	3	29.2	2	32.5
23:00:00	0	N/A	N/A	N/A
00:00:00	0	N/A	N/A	N/A
01:00:00	0	N/A	N/A	N/A
02:00:00	0	N/A	N/A	N/A
03:00:00	2	45.0	2	45.0

Summary of Violators
Tivetshall

from Mon-Apr-01-2024-09-00-AM to Tue-Apr-30-2024-11-59-PM

04:00:00	1	27.5	0	0.0
05:00:00	3	37.5	3	37.5
06:00:00	13	27.7	9	32.5
07:00:00	23	26.3	15	37.2
08:00:00	25	20.5	12	34.2
09:00:00	26	21.6	12	34.2
10:00:00	28	19.6	12	34.2
11:00:00	27	21.4	10	35.0
12:00:00	27	19.4	10	35.0
13:00:00	31	25.8	18	36.4
14:00:00	38	22.2	23	34.2
15:00:00	43	19.8	22	34.5
16:00:00	39	19.4	20	36.3
17:00:00	23	25.0	9	36.4
18:00:00	10	28.5	4	33.8
19:00:00	9	31.4	4	36.3
20:00:00	8	24.7	2	37.5
21:00:00	4	30.0	2	35.0
22:00:00	0	N/A	N/A	N/A
23:00:00	0	N/A	N/A	N/A
00:00:00	1	27.5	0	0.0
01:00:00	0	N/A	N/A	N/A
02:00:00	0	N/A	N/A	N/A
03:00:00	2	30.0	1	32.5
04:00:00	2	35.0	1	42.5
05:00:00	6	40.0	4	46.3
06:00:00	18	28.6	12	35.4
07:00:00	29	21.0	16	33.4
08:00:00	36	19.4	14	34.6
09:00:00	19	22.1	7	35.4
10:00:00	46	16.8	14	33.6
11:00:00	28	22.9	11	33.9
12:00:00	27	23.6	12	35.0
13:00:00	32	20.7	11	33.9
14:00:00	32	19.0	14	33.6
15:00:00	22	25.3	11	35.2
16:00:00	26	18.2	8	33.1
17:00:00	18	27.4	7	34.6
18:00:00	12	22.5	6	33.3
19:00:00	9	25.0	3	34.2
20:00:00	8	25.6	2	35.0
21:00:00	6	32.5	4	36.3
22:00:00	2	32.5	2	32.5
23:00:00	0	N/A	N/A	N/A
00:00:00	0	N/A	N/A	N/A
01:00:00	0	N/A	N/A	N/A
02:00:00	0	N/A	N/A	N/A
03:00:00	0	N/A	N/A	N/A
04:00:00	0	N/A	N/A	N/A

Summary of Violators
Tivetshall

from Mon-Apr-01-2024-09-00-AM to Tue-Apr-30-2024-11-59-PM

05:00:00	1	27.5	0	0.0
06:00:00	2	16.3	2	32.5
07:00:00	4	26.9	3	37.5
08:00:00	17	25.6	8	35.6
09:00:00	16	19.2	7	33.9
10:00:00	33	19.0	8	33.8
11:00:00	30	20.9	7	35.4
12:00:00	28	17.9	6	33.3
13:00:00	15	27.8	7	37.5
14:00:00	20	21.3	7	33.2
15:00:00	20	24.6	9	38.1
16:00:00	16	27.3	8	34.4
17:00:00	23	28.6	14	34.3
18:00:00	15	21.8	9	33.6
19:00:00	6	26.3	3	35.8
20:00:00	3	27.5	1	42.5
21:00:00	5	27.0	3	35.8
22:00:00	1	37.5	1	37.5
23:00:00	2	30.0	1	32.5
00:00:00	2	27.5	0	0.0
01:00:00	0	N/A	N/A	N/A
02:00:00	0	N/A	N/A	N/A
03:00:00	0	N/A	N/A	N/A
04:00:00	1	27.5	0	0.0
05:00:00	0	N/A	N/A	N/A
06:00:00	0	N/A	N/A	N/A
07:00:00	3	35.8	2	40.0
08:00:00	13	26.9	6	34.2
09:00:00	16	24.5	3	35.8
10:00:00	13	30.2	6	35.0
11:00:00	10	26.5	3	32.5
12:00:00	11	28.0	3	37.5
13:00:00	28	19.5	10	33.5
14:00:00	18	27.2	8	36.9
15:00:00	27	21.7	15	34.5
16:00:00	22	25.3	7	32.5
17:00:00	11	19.5	2	35.0
18:00:00	6	29.2	3	32.5
19:00:00	8	25.6	3	34.2
20:00:00	8	21.3	3	32.5
21:00:00	2	40.0	2	40.0
22:00:00	0	N/A	N/A	N/A
23:00:00	0	N/A	N/A	N/A
00:00:00	0	N/A	N/A	N/A
01:00:00	1	22.5	0	0.0
02:00:00	0	N/A	N/A	N/A
03:00:00	0	N/A	N/A	N/A
04:00:00	1	37.5	1	37.5
05:00:00	4	21.9	1	37.5

Summary of Violators
Tivetshall

from Mon-Apr-01-2024-09-00-AM to Tue-Apr-30-2024-11-59-PM

06:00:00	13	27.7	7	34.6
07:00:00	36	19.0	14	34.3
08:00:00	22	22.5	11	35.2
09:00:00	18	24.6	6	33.3
10:00:00	22	21.8	6	33.3
11:00:00	27	19.4	9	32.5
12:00:00	26	19.1	9	34.2
13:00:00	24	23.8	13	33.7
14:00:00	32	20.1	13	32.9
15:00:00	35	19.1	10	34.0
16:00:00	36	17.9	14	33.2
17:00:00	14	26.1	7	33.2
18:00:00	7	33.9	5	36.5
19:00:00	8	26.6	4	33.8
20:00:00	5	29.5	3	34.2
21:00:00	0	N/A	N/A	N/A
22:00:00	1	27.5	0	0.0
23:00:00	2	22.5	0	0.0
00:00:00	1	12.5	0	0.0
01:00:00	0	N/A	N/A	N/A
02:00:00	0	N/A	N/A	N/A
03:00:00	0	N/A	N/A	N/A
04:00:00	0	N/A	N/A	N/A
05:00:00	0	N/A	N/A	N/A
06:00:00	17	24.3	6	33.3
07:00:00	47	15.9	13	36.3
08:00:00	33	15.9	4	35.0
09:00:00	24	23.9	11	34.3
10:00:00	28	18.3	8	32.5
11:00:00	11	24.5	4	32.5
12:00:00	29	19.4	12	34.6
13:00:00	31	20.6	17	34.6
14:00:00	32	20.4	17	34.3
15:00:00	36	20.1	17	34.3
16:00:00	32	20.1	13	34.0
17:00:00	19	18.0	10	35.0
18:00:00	20	25.5	12	35.0
19:00:00	13	21.3	3	32.5
20:00:00	8	24.7	3	32.5
21:00:00	2	25.0	1	32.5
22:00:00	0	N/A	N/A	N/A
23:00:00	0	N/A	N/A	N/A
00:00:00	1	22.5	0	0.0
01:00:00	1	32.5	1	32.5
02:00:00	0	N/A	N/A	N/A
03:00:00	0	N/A	N/A	N/A
04:00:00	1	27.5	0	0.0
05:00:00	1	32.5	1	32.5
06:00:00	22	17.6	5	34.5

Summary of Violators
Tivetshall

from Mon-Apr-01-2024-09-00-AM to Tue-Apr-30-2024-11-59-PM

07:00:00	19	19.2	9	35.3
08:00:00	27	18.1	8	35.0
09:00:00	25	26.7	9	34.2
10:00:00	28	19.6	10	33.5
11:00:00	30	21.3	10	33.5
12:00:00	20	18.0	6	34.2
13:00:00	38	23.5	13	34.8
14:00:00	23	20.5	11	35.2
15:00:00	18	21.9	8	34.4
16:00:00	22	23.6	7	35.4
17:00:00	25	21.7	11	35.7
18:00:00	25	21.7	7	33.2
19:00:00	6	29.2	3	32.5
20:00:00	11	25.7	6	33.3
21:00:00	2	30.0	1	32.5
22:00:00	0	N/A	N/A	N/A
23:00:00	0	N/A	N/A	N/A
00:00:00	0	N/A	N/A	N/A
01:00:00	0	N/A	N/A	N/A
02:00:00	0	N/A	N/A	N/A
03:00:00	0	N/A	N/A	N/A
04:00:00	0	N/A	N/A	N/A
05:00:00	1	27.5	0	0.0
06:00:00	9	23.3	2	37.5
07:00:00	14	20.4	5	34.5
08:00:00	29	17.1	8	35.0
09:00:00	19	21.7	6	34.2
10:00:00	26	21.5	10	33.0
11:00:00	23	20.5	5	34.5
12:00:00	17	22.6	5	34.5
13:00:00	14	22.0	2	35.0
14:00:00	45	15.5	12	33.8
15:00:00	16	20.5	12	34.2
16:00:00	28	24.7	12	33.8
17:00:00	20	21.5	9	34.2
18:00:00	12	26.9	6	33.3
19:00:00	2	30.0	1	32.5
20:00:00	11	27.3	5	34.5
21:00:00	4	30.0	2	35.0
22:00:00	1	32.5	1	32.5
23:00:00	1	52.5	1	52.5
00:00:00	1	17.5	0	0.0
01:00:00	0	N/A	N/A	N/A
02:00:00	0	N/A	N/A	N/A
03:00:00	0	N/A	N/A	N/A
04:00:00	0	N/A	N/A	N/A
05:00:00	1	37.5	1	37.5
06:00:00	13	25.2	7	36.1
07:00:00	14	28.8	8	35.6

Summary of Violators
Tivetshall

from Mon-Apr-01-2024-09-00-AM to Tue-Apr-30-2024-11-59-PM

08:00:00	22	21.0	9	34.2
09:00:00	19	22.0	11	33.0
10:00:00	20	20.9	7	32.5
11:00:00	13	20.8	4	32.5
12:00:00	19	21.1	7	32.5
13:00:00	22	22.4	8	35.0
14:00:00	23	26.3	12	34.6
15:00:00	34	23.2	17	35.1
16:00:00	18	24.7	12	35.0
17:00:00	22	24.5	14	33.2
18:00:00	6	23.3	1	32.5
19:00:00	8	24.1	2	32.5
20:00:00	6	24.6	3	35.8
21:00:00	5	33.5	3	37.5
22:00:00	3	30.8	1	37.5
23:00:00	1	32.5	1	32.5
00:00:00	0	N/A	N/A	N/A
01:00:00	0	N/A	N/A	N/A
02:00:00	0	N/A	N/A	N/A
03:00:00	0	N/A	N/A	N/A
04:00:00	0	N/A	N/A	N/A
05:00:00	1	27.5	0	0.0
06:00:00	2	27.5	0	0.0
07:00:00	12	22.5	2	35.0
08:00:00	19	20.7	6	34.2
09:00:00	19	24.1	6	35.8
10:00:00	33	19.9	10	32.5
11:00:00	21	23.6	5	34.5
12:00:00	43	14.4	6	34.2
13:00:00	22	24.3	6	34.2
14:00:00	23	19.5	9	33.6
15:00:00	17	24.4	8	34.4
16:00:00	25	21.4	8	35.6
17:00:00	12	24.6	5	34.5
18:00:00	8	28.4	5	35.5
19:00:00	14	18.2	4	32.5
20:00:00	6	28.3	3	34.2
21:00:00	6	26.3	2	37.5
22:00:00	10	15.8	1	32.5
23:00:00	0	N/A	N/A	N/A
00:00:00	1	27.5	0	0.0
01:00:00	0	N/A	N/A	N/A
02:00:00	0	N/A	N/A	N/A
03:00:00	0	N/A	N/A	N/A
04:00:00	0	N/A	N/A	N/A
05:00:00	0	N/A	N/A	N/A
06:00:00	3	29.2	1	52.5
07:00:00	2	32.5	2	32.5
08:00:00	5	34.5	4	36.3

Summary of Violators
Tivetshall

from Mon-Apr-01-2024-09-00-AM to Tue-Apr-30-2024-11-59-PM

09:00:00	4	27.5	1	32.5
10:00:00	12	22.1	2	32.5
11:00:00	20	19.0	4	33.8
12:00:00	14	25.7	6	34.2
13:00:00	11	24.3	5	32.5
14:00:00	13	23.8	5	35.5
15:00:00	47	10.3	7	33.2
16:00:00	12	26.9	7	33.2
17:00:00	12	25.0	8	33.1
18:00:00	12	28.1	6	36.7
19:00:00	8	27.5	4	32.5
20:00:00	3	30.8	1	37.5
21:00:00	1	32.5	1	32.5
22:00:00	1	37.5	1	37.5
23:00:00	0	N/A	N/A	N/A
00:00:00	1	27.5	0	0.0
01:00:00	2	20.0	0	0.0
02:00:00	1	32.5	1	32.5
03:00:00	0	N/A	N/A	N/A
04:00:00	0	N/A	N/A	N/A
05:00:00	2	35.0	2	35.0
06:00:00	18	22.9	6	35.8
07:00:00	36	17.6	14	34.3
08:00:00	26	24.5	20	35.0
09:00:00	24	18.8	7	35.4
10:00:00	25	20.7	8	33.8
11:00:00	36	19.0	14	33.2
12:00:00	27	21.1	11	33.0
13:00:00	30	17.7	8	34.4
14:00:00	43	18.3	23	34.5
15:00:00	29	20.8	17	35.7
16:00:00	22	21.5	16	34.4
17:00:00	29	19.4	12	35.4
18:00:00	13	25.6	9	34.7
19:00:00	8	21.6	2	32.5
20:00:00	3	18.3	0	0.0
21:00:00	2	30.0	1	32.5
22:00:00	0	N/A	N/A	N/A
23:00:00	0	N/A	N/A	N/A
00:00:00	0	N/A	N/A	N/A
01:00:00	0	N/A	N/A	N/A
02:00:00	0	N/A	N/A	N/A
03:00:00	0	N/A	N/A	N/A
04:00:00	1	47.5	1	47.5
05:00:00	1	27.5	0	0.0
06:00:00	1	32.5	1	32.5
07:00:00	0	N/A	N/A	N/A
08:00:00	0	N/A	N/A	N/A
09:00:00	0	N/A	N/A	N/A

Summary of Violators
Tivetshall

from Mon-Apr-01-2024-09-00-AM to Tue-Apr-30-2024-11-59-PM

10:00:00	0	N/A	N/A	N/A
11:00:00	0	N/A	N/A	N/A
12:00:00	0	N/A	N/A	N/A
13:00:00	0	N/A	N/A	N/A
14:00:00	0	N/A	N/A	N/A
15:00:00	0	N/A	N/A	N/A
16:00:00	0	N/A	N/A	N/A
17:00:00	0	N/A	N/A	N/A
18:00:00	0	N/A	N/A	N/A
19:00:00	0	N/A	N/A	N/A
20:00:00	0	N/A	N/A	N/A
21:00:00	0	N/A	N/A	N/A
22:00:00	0	N/A	N/A	N/A
23:00:00	0	N/A	N/A	N/A
00:00:00	0	N/A	N/A	N/A
01:00:00	0	N/A	N/A	N/A
02:00:00	0	N/A	N/A	N/A
03:00:00	0	N/A	N/A	N/A
04:00:00	0	N/A	N/A	N/A
05:00:00	0	N/A	N/A	N/A
06:00:00	0	N/A	N/A	N/A
07:00:00	0	N/A	N/A	N/A
08:00:00	0	N/A	N/A	N/A
09:00:00	0	N/A	N/A	N/A
10:00:00	0	N/A	N/A	N/A
11:00:00	0	N/A	N/A	N/A
12:00:00	0	N/A	N/A	N/A
13:00:00	0	N/A	N/A	N/A
14:00:00	0	N/A	N/A	N/A
15:00:00	0	N/A	N/A	N/A
16:00:00	0	N/A	N/A	N/A
17:00:00	0	N/A	N/A	N/A
18:00:00	0	N/A	N/A	N/A
19:00:00	0	N/A	N/A	N/A
20:00:00	0	N/A	N/A	N/A
21:00:00	0	N/A	N/A	N/A
22:00:00	0	N/A	N/A	N/A
23:00:00	0	N/A	N/A	N/A
00:00:00	0	N/A	N/A	N/A
01:00:00	0	N/A	N/A	N/A
02:00:00	0	N/A	N/A	N/A
03:00:00	0	N/A	N/A	N/A
04:00:00	0	N/A	N/A	N/A
05:00:00	0	N/A	N/A	N/A
06:00:00	0	N/A	N/A	N/A
07:00:00	0	N/A	N/A	N/A
08:00:00	0	N/A	N/A	N/A
09:00:00	0	N/A	N/A	N/A
10:00:00	0	N/A	N/A	N/A

Summary of Violators
Tivetshall

from Mon-Apr-01-2024-09-00-AM to Tue-Apr-30-2024-11-59-PM

11:00:00	9	18.9	5	32.5
12:00:00	17	24.6	5	33.5
13:00:00	25	18.6	10	33.5
14:00:00	46	18.5	21	34.6
15:00:00	39	17.6	13	34.8
16:00:00	33	21.4	13	36.0
17:00:00	29	21.4	10	35.0
18:00:00	7	29.6	3	35.8
19:00:00	8	25.3	2	35.0
20:00:00	12	27.9	4	33.8
21:00:00	2	32.5	2	32.5
22:00:00	4	15.6	0	0.0
23:00:00	2	25.0	0	0.0
00:00:00	4	25.0	0	0.0
01:00:00	0	N/A	N/A	N/A
02:00:00	2	12.5	0	0.0
03:00:00	0	N/A	N/A	N/A
04:00:00	0	N/A	N/A	N/A
05:00:00	3	35.8	3	35.8
06:00:00	10	22.0	7	32.5
07:00:00	34	17.6	19	34.1
08:00:00	19	24.5	7	34.6
09:00:00	16	23.0	6	35.0
10:00:00	27	19.5	5	33.5
11:00:00	32	16.8	5	34.5
12:00:00	27	18.1	9	33.1
13:00:00	105	4.2	4	36.3
14:00:00	57	11.8	14	34.6
15:00:00	41	20.7	15	34.2
16:00:00	25	25.7	16	35.0
17:00:00	23	20.8	5	34.5
18:00:00	19	29.9	9	38.6
19:00:00	9	21.4	3	32.5
20:00:00	10	23.8	2	35.0
21:00:00	5	23.0	1	32.5
22:00:00	6	31.7	3	35.8
23:00:00	0	N/A	N/A	N/A
00:00:00	0	N/A	N/A	N/A
01:00:00	0	N/A	N/A	N/A
02:00:00	0	N/A	N/A	N/A
03:00:00	0	N/A	N/A	N/A
04:00:00	0	N/A	N/A	N/A
05:00:00	1	27.5	0	0.0
06:00:00	2	27.5	0	0.0
07:00:00	7	23.9	2	42.5
08:00:00	10	25.8	3	34.2
09:00:00	14	23.8	6	34.2
10:00:00	18	23.5	7	33.2
11:00:00	25	20.9	6	32.5

Summary of Violators
Tivetshall

from Mon-Apr-01-2024-09-00-AM to Tue-Apr-30-2024-11-59-PM

12:00:00	19	20.7	5	32.5
13:00:00	15	21.3	3	32.5
14:00:00	34	14.9	7	33.2
15:00:00	19	21.3	5	32.5
16:00:00	20	21.4	5	34.5
17:00:00	22	15.2	4	32.5
18:00:00	18	24.7	6	33.3
19:00:00	7	26.8	3	34.2
20:00:00	2	27.5	1	32.5
21:00:00	7	15.0	2	32.5
22:00:00	34	2.5	0	0.0
23:00:00	121	1.2	1	32.5
00:00:00	77	1.2	0	0.0
01:00:00	58	1.2	0	0.0
02:00:00	45	0.9	0	0.0
03:00:00	1	12.5	0	0.0
04:00:00	0	N/A	N/A	N/A
05:00:00	0	N/A	N/A	N/A
06:00:00	3	19.2	1	32.5
07:00:00	6	22.1	1	32.5
08:00:00	5	20.0	1	32.5
09:00:00	19	16.2	4	32.5
10:00:00	16	19.5	3	34.2
11:00:00	21	16.3	4	33.8
12:00:00	26	19.3	7	34.6
13:00:00	17	22.5	4	40.0
14:00:00	17	25.3	5	34.5
15:00:00	16	21.7	4	32.5
16:00:00	14	19.5	2	32.5
17:00:00	6	22.1	3	39.2
18:00:00	7	28.2	3	32.5
19:00:00	8	20.3	1	32.5
20:00:00	3	30.8	1	37.5
21:00:00	3	29.2	1	32.5
22:00:00	0	N/A	N/A	N/A
23:00:00	1	27.5	0	0.0
00:00:00	0	N/A	N/A	N/A
01:00:00	1	22.5	0	0.0
02:00:00	1	37.5	1	37.5
03:00:00	0	N/A	N/A	N/A
04:00:00	0	N/A	N/A	N/A
05:00:00	4	21.9	3	34.2
06:00:00	18	15.0	7	32.5
07:00:00	27	21.5	13	35.2
08:00:00	30	21.9	15	35.8
09:00:00	20	22.1	9	33.6
10:00:00	28	21.0	13	35.6
11:00:00	40	19.2	15	34.8
12:00:00	21	20.8	9	34.7

Summary of Violators
Tivetshall

from Mon-Apr-01-2024-09-00-AM to Tue-Apr-30-2024-11-59-PM

13:00:00	30	18.7	13	33.7
14:00:00	49	18.5	22	34.5
15:00:00	39	17.8	21	34.4
16:00:00	27	21.8	12	35.0
17:00:00	30	18.7	11	33.9
18:00:00	18	22.2	10	34.5
19:00:00	7	25.0	2	32.5
20:00:00	8	22.5	3	34.2
21:00:00	3	34.2	2	37.5
22:00:00	5	25.0	1	42.5
23:00:00	0	N/A	N/A	N/A
00:00:00	0	N/A	N/A	N/A
01:00:00	0	N/A	N/A	N/A
02:00:00	0	N/A	N/A	N/A
03:00:00	1	7.5	0	0.0
04:00:00	0	N/A	N/A	N/A
05:00:00	0	N/A	N/A	N/A
06:00:00	19	19.9	5	33.5
07:00:00	33	19.8	17	34.6
08:00:00	24	19.0	9	33.6
09:00:00	21	22.0	7	33.9
10:00:00	13	29.0	6	33.3
11:00:00	22	17.0	7	32.5
12:00:00	27	22.3	10	33.5
13:00:00	22	22.0	8	35.0
14:00:00	31	22.5	10	34.5
15:00:00	47	17.3	16	33.8
16:00:00	32	19.4	13	34.8
17:00:00	22	28.4	13	36.3
18:00:00	32	19.2	11	35.2
19:00:00	58	5.1	2	37.5
20:00:00	8	18.8	2	32.5
21:00:00	1	27.5	0	0.0
22:00:00	4	20.6	1	42.5
23:00:00	1	22.5	0	0.0

Incoming Histogram

Tivetshall

from Mon-Apr-01-2024-09-00-AM to Tue-Apr-30-2024-11-59-PM

Date	Starting Hr:min	<15	15 to <20	20 to <25	25 to <30	30 to <35	35 to <40	40 to <45	45 to <50	50 to <55	55 to <60	60 to <65	65 to <70	70 to <75	75 to <80	80 to <85	85 to <90	90 to <95	95 to <100	100 to >105	Total Counts	Avg Speed (MPH)	85pet Speed	10MPH Pace	% in pace	# of Speeders	% Speeders
01/04/2024	00:00	*	*	*	*	*	*	*	*	*	*	*	*	*	*	*	*	*	*	*	*	*	*	*	*	*	*
01/04/2024	01:00	*	*	*	*	*	*	*	*	*	*	*	*	*	*	*	*	*	*	*	*	*	*	*	*	*	*
01/04/2024	02:00	*	*	*	*	*	*	*	*	*	*	*	*	*	*	*	*	*	*	*	*	*	*	*	*	*	*
01/04/2024	03:00	*	*	*	*	*	*	*	*	*	*	*	*	*	*	*	*	*	*	*	*	*	*	*	*	*	*
01/04/2024	04:00	*	*	*	*	*	*	*	*	*	*	*	*	*	*	*	*	*	*	*	*	*	*	*	*	*	*
01/04/2024	05:00	*	*	*	*	*	*	*	*	*	*	*	*	*	*	*	*	*	*	*	*	*	*	*	*	*	*
01/04/2024	06:00	*	*	*	*	*	*	*	*	*	*	*	*	*	*	*	*	*	*	*	*	*	*	*	*	*	*
01/04/2024	07:00	*	*	*	*	*	*	*	*	*	*	*	*	*	*	*	*	*	*	*	*	*	*	*	*	*	*
01/04/2024	08:00	*	*	*	*	*	*	*	*	*	*	*	*	*	*	*	*	*	*	*	*	*	*	*	*	*	*
01/04/2024	09:00	0	0	0	5	1	0	1	0	0	0	0	0	0	0	0	0	0	0	0	7	29.9	35	25 to 35	85.7	2	28.6
01/04/2024	10:00	0	1	1	6	3	0	1	0	0	0	0	0	0	0	0	0	0	0	0	12	28.3	33.3	25 to 35	75.0	4	33.3
01/04/2024	11:00	0	1	3	5	3	1	0	0	0	0	0	0	0	0	0	0	0	0	0	13	27.1	33.3	20 to 30	61.5	4	30.8
01/04/2024	12:00	1	2	1	3	10	4	1	0	0	0	0	0	0	0	0	0	0	0	0	22	29.8	37.5	30 to 40	63.6	15	68.2
01/04/2024	13:00	1	0	2	5	4	2	1	0	0	0	0	0	0	0	0	0	0	0	0	15	29.1	37.5	25 to 35	60.0	7	46.7
01/04/2024	14:00	2	1	0	7	7	2	0	0	0	0	0	0	0	0	0	0	0	0	0	19	28	34.3	25 to 35	73.7	9	47.4
01/04/2024	15:00	3	0	5	14	9	3	0	0	0	0	0	0	0	0	0	0	0	0	0	34	27.2	33.9	25 to 35	67.6	12	35.3
01/04/2024	16:00	1	0	1	4	4	2	0	0	0	0	0	0	0	0	0	0	0	0	0	12	28.8	35	25 to 35	66.7	6	50.0
01/04/2024	17:00	1	1	1	3	6	1	0	0	0	0	0	0	0	0	0	0	0	0	0	13	27.8	34.2	25 to 35	69.2	7	53.8
01/04/2024	18:00	0	0	1	5	3	2	0	0	0	0	0	0	0	0	0	0	0	0	0	11	29.8	35	25 to 35	72.7	5	45.5
01/04/2024	19:00	1	1	1	4	4	2	0	0	0	0	0	0	0	0	0	0	0	0	0	13	27.5	35	25 to 35	61.5	6	46.2
01/04/2024	20:00	0	0	0	0	2	0	0	0	0	0	0	0	0	0	0	0	0	0	0	2	32.5	35	25 to 35	100.0	2	100.0
01/04/2024	21:00	0	0	1	0	0	0	0	0	0	0	0	0	0	0	0	0	0	0	0	1	22	25	15 to 25	100.0	*	*
01/04/2024	22:00	0	0	0	1	0	0	0	0	0	0	0	0	0	0	0	0	0	0	0	1	27	30	20 to 30	100.0	*	*
01/04/2024	23:00	0	0	0	1	0	0	0	0	0	0	0	0	0	0	0	0	0	0	0	1	27	30	20 to 30	100.0	*	*
24 Hr Summary		10	7	17	63	56	19	4	0	0	0	0	0	0	0	0	0	0	0	0	176	28.3	34.7	25 to 35	67.6	79	44.9

Incoming Histogram

Tivetshall

from Mon-Apr-01-2024-09-00-AM to Tue-Apr-30-2024-11-59-PM

Date	Starting Hr:min	<15	15 to <20	20 to <25	25 to <30	30 to <35	35 to <40	40 to <45	45 to <50	50 to <55	55 to <60	60 to <65	65 to <70	70 to <75	75 to <80	80 to <85	85 to <90	90 to <95	95 to <100	100 to >105	Total Counts	Avg Speed (MPH)	85pet Speed	10MPH Pace	% in pace	# of Speeders	% Speeders	
02/04/2024	00:00	0	0	0	0	0	0	0	0	0	0	0	0	0	0	0	0	0	0	0	0	0	0	*	*	*	*	
02/04/2024	01:00	0	0	0	0	0	0	0	0	0	0	0	0	0	0	0	0	0	0	0	0	0	0	*	*	*	*	
02/04/2024	02:00	0	0	0	0	0	0	0	0	0	0	0	0	0	0	0	0	0	0	0	0	0	0	*	*	*	*	
02/04/2024	03:00	0	0	0	0	0	0	0	0	0	0	0	0	0	0	0	0	0	0	0	0	0	0	*	*	*	*	
02/04/2024	04:00	0	0	0	0	0	0	0	0	0	0	0	0	0	0	0	0	0	0	0	0	0	0	*	*	*	*	
02/04/2024	05:00	1	1	1	0	1	0	1	0	0	0	0	0	0	0	0	0	0	0	0	0	5	24	35	15 to 25	40.0	2	40.0
02/04/2024	06:00	1	2	0	3	2	2	0	0	0	0	0	0	0	0	0	0	0	0	0	0	10	26	35	25 to 35	50.0	4	40.0
02/04/2024	07:00	1	1	5	6	5	1	1	0	0	0	0	0	0	0	0	0	0	0	0	0	20	27.1	34	20 to 30	55.0	7	35.0
02/04/2024	08:00	2	0	0	8	4	1	0	1	0	0	0	0	0	0	0	0	0	0	0	0	16	28.4	35	25 to 35	75.0	6	37.5
02/04/2024	09:00	0	1	1	5	4	3	0	0	0	0	0	0	0	0	0	0	0	0	0	0	14	29.8	36.7	25 to 35	64.3	7	50.0
02/04/2024	10:00	1	0	12	11	6	1	0	0	0	0	0	0	0	0	0	0	0	0	0	0	31	26	31.7	20 to 30	74.2	7	22.6
02/04/2024	11:00	0	0	11	9	7	2	1	0	0	0	0	0	0	0	0	0	0	0	0	0	30	27.7	34.3	20 to 30	66.7	10	33.3
02/04/2024	12:00	1	1	3	10	3	3	0	0	0	0	0	0	0	0	0	0	0	0	0	0	21	27.4	35	20 to 30	61.9	6	28.6
02/04/2024	13:00	0	2	3	6	9	1	0	0	0	0	0	0	0	0	0	0	0	0	0	0	21	28.1	33.9	25 to 35	71.4	10	47.6
02/04/2024	14:00	0	1	2	16	7	2	0	0	0	0	0	0	0	0	0	0	0	0	0	0	28	28.5	33.6	25 to 35	82.1	9	32.1
02/04/2024	15:00	1	1	7	20	4	0	0	0	0	0	0	0	0	0	0	0	0	0	0	0	33	26	29.8	20 to 30	81.8	4	12.1
02/04/2024	16:00	0	4	8	16	10	6	0	0	0	0	0	0	0	0	0	0	0	0	0	0	44	28	34.5	25 to 35	59.1	16	36.4
02/04/2024	17:00	1	1	2	7	4	3	1	1	0	0	0	0	0	0	0	0	0	0	0	0	20	29.6	38.3	25 to 35	55.0	9	45.0
02/04/2024	18:00	0	0	0	5	5	2	0	1	0	0	0	0	0	0	0	0	0	0	0	0	13	32.1	37.5	25 to 35	76.9	8	61.5
02/04/2024	19:00	0	1	0	1	2	0	0	0	0	0	0	0	0	0	0	0	0	0	0	0	4	27	32.5	25 to 35	75.0	2	50.0
02/04/2024	20:00	21	0	0	2	1	0	1	0	0	0	0	0	0	0	0	0	0	0	0	0	25	11.4	10	0 to 10	84.0	2	8.0
02/04/2024	21:00	130	0	0	0	0	0	0	0	0	0	0	0	0	0	0	0	0	0	0	0	130	7.7	9.4	5 to 15	100.0	*	*
02/04/2024	22:00	0	0	0	1	0	0	0	0	0	0	0	0	0	0	0	0	0	0	0	0	1	27	30	20 to 30	100.0	*	*
02/04/2024	23:00	0	0	1	0	1	0	0	0	0	0	0	0	0	0	0	0	0	0	0	0	2	27	35	15 to 25	50.0	1	50.0
24 Hr Summary		160	16	56	126	75	27	5	3	0	0	0	0	0	0	0	0	0	0	0	468	21.3	32.7	25 to 35	42.9	110	23.5	

Incoming Histogram

Tivetshall

from Mon-Apr-01-2024-09-00-AM to Tue-Apr-30-2024-11-59-PM

Date	Starting Hr:min	<15	15 to <20	20 to <25	25 to <30	30 to <35	35 to <40	40 to <45	45 to <50	50 to <55	55 to <60	60 to <65	65 to <70	70 to <75	75 to <80	80 to <85	85 to <90	90 to <95	95 to <100	100 to >105	Total Counts	Avg Speed (MPH)	85pet Speed	10MPH Pace	% in pace	# of Speeders	% Speeders	
03/04/2024	00:00	0	0	0	0	0	0	0	0	0	0	0	0	0	0	0	0	0	0	0	0	0	0	*	*	*	*	
03/04/2024	01:00	0	0	0	0	0	0	0	0	0	0	0	0	0	0	0	0	0	0	0	0	0	0	0	*	*	*	*
03/04/2024	02:00	0	0	0	0	0	0	0	0	0	0	0	0	0	0	0	0	0	0	0	0	0	0	0	*	*	*	*
03/04/2024	03:00	0	0	0	0	0	0	0	0	0	0	0	0	0	0	0	0	0	0	0	0	0	0	0	*	*	*	*
03/04/2024	04:00	0	0	0	0	0	0	0	0	0	0	0	0	0	0	0	0	0	0	0	0	0	0	0	*	*	*	*
03/04/2024	05:00	0	0	0	0	1	0	0	0	0	0	0	0	0	0	0	0	0	0	0	0	1	32	35	25 to 35	100.0	1	100.0
03/04/2024	06:00	0	3	1	2	5	0	0	0	0	0	0	0	0	0	0	0	0	0	0	0	11	26.4	33	25 to 35	63.6	5	45.5
03/04/2024	07:00	1	0	1	8	3	0	0	0	0	0	0	0	0	0	0	0	0	0	0	0	13	26.8	31.7	25 to 35	84.6	3	23.1
03/04/2024	08:00	0	2	7	8	5	0	0	0	0	0	0	0	0	0	0	0	0	0	0	0	22	25.8	32	20 to 30	68.2	5	22.7
03/04/2024	09:00	0	0	8	8	5	0	2	0	0	0	0	0	0	0	0	0	0	0	0	0	23	27.8	34	20 to 30	69.6	7	30.4
03/04/2024	10:00	3	2	4	10	2	2	0	0	0	0	0	0	0	0	0	0	0	0	0	0	23	24.4	32.5	20 to 30	60.9	4	17.4
03/04/2024	11:00	2	1	8	8	7	1	0	0	0	0	0	0	0	0	0	0	0	0	0	0	27	25.5	32.9	20 to 30	59.3	8	29.6
03/04/2024	12:00	2	1	3	8	3	4	0	0	0	0	0	0	0	0	0	0	0	0	0	0	21	27	36.2	20 to 30	52.4	7	33.3
03/04/2024	13:00	0	0	4	13	10	0	0	0	0	0	0	0	0	0	0	0	0	0	0	0	27	28.3	33	25 to 35	85.2	10	37.0
03/04/2024	14:00	0	0	1	8	7	2	1	0	0	0	0	0	0	0	0	0	0	0	0	0	19	30.6	35	25 to 35	78.9	10	52.6
03/04/2024	15:00	2	2	7	15	6	3	0	0	0	0	0	0	0	0	0	0	0	0	0	0	35	26.4	33.3	20 to 30	62.9	9	25.7
03/04/2024	16:00	2	0	5	15	6	5	0	0	0	0	0	0	0	0	0	0	0	0	0	0	33	27.8	35	25 to 35	63.6	11	33.3
03/04/2024	17:00	2	1	6	10	10	3	0	0	0	0	0	0	0	0	0	0	0	0	0	0	32	27.2	34	25 to 35	62.5	13	40.6
03/04/2024	18:00	2	1	2	7	4	2	0	0	0	0	0	0	0	0	0	0	0	0	0	0	18	26.5	33.8	25 to 35	61.1	6	33.3
03/04/2024	19:00	0	0	1	3	1	0	0	0	0	0	0	0	0	0	0	0	0	0	0	0	5	27	30	20 to 30	80.0	1	20.0
03/04/2024	20:00	0	0	0	2	4	0	0	0	0	0	0	0	0	0	0	0	0	0	0	0	6	30.3	33.8	25 to 35	100.0	4	66.7
03/04/2024	21:00	0	0	0	2	1	0	0	0	0	0	0	0	0	0	0	0	0	0	0	0	3	28.7	35	25 to 35	100.0	1	33.3
03/04/2024	22:00	0	0	0	0	1	0	1	0	0	0	0	0	0	0	0	0	0	0	0	0	2	37	45	25 to 35	50.0	2	100.0
03/04/2024	23:00	0	0	0	0	0	0	0	0	0	0	0	0	0	0	0	0	0	0	0	0	0	0	0	*	*	*	*
24 Hr Summary		16	13	58	127	81	22	4	0	0	0	0	0	0	0	0	0	0	0	0	0	321	27.1	33.6	25 to 35	64.8	107	33.3

Incoming Histogram

Tivetshall

from Mon-Apr-01-2024-09-00-AM to Tue-Apr-30-2024-11-59-PM

Date	Starting Hr:min	<15	15 to <20	20 to <25	25 to <30	30 to <35	35 to <40	40 to <45	45 to <50	50 to <55	55 to <60	60 to <65	65 to <70	70 to <75	75 to <80	80 to <85	85 to <90	90 to <95	95 to <100	100 to >105	Total Counts	Avg Speed (MPH)	85pet Speed	10MPH Pace	% in pace	# of Speeders	% Speeders	
04/04/2024	00:00	0	0	0	0	0	0	0	0	0	0	0	0	0	0	0	0	0	0	0	0	0	0	*	*	*	*	
04/04/2024	01:00	10	0	0	0	0	0	0	0	0	0	0	0	0	0	0	0	0	0	0	0	10	7.4	9	0 to 10	100.0	*	*
04/04/2024	02:00	75	0	0	0	0	0	0	0	0	0	0	0	0	0	0	0	0	0	0	0	75	7.5	9.3	5 to 15	100.0	*	*
04/04/2024	03:00	0	0	0	0	0	0	0	0	0	0	0	0	0	0	0	0	0	0	0	0	0	0	0	*	*	*	*
04/04/2024	04:00	0	0	0	0	0	0	0	0	0	0	0	0	0	0	0	0	0	0	0	0	0	0	0	*	*	*	*
04/04/2024	05:00	0	0	0	0	0	0	0	0	0	0	0	0	0	0	0	0	0	0	0	0	0	0	0	*	*	*	*
04/04/2024	06:00	0	2	4	3	5	4	0	0	0	0	0	0	0	0	0	0	0	0	0	0	18	28.6	36.2	30 to 40	50.0	9	50.0
04/04/2024	07:00	0	0	1	5	3	3	0	1	0	0	0	0	0	0	0	0	0	0	0	0	13	31.7	38.3	25 to 35	61.5	7	53.8
04/04/2024	08:00	0	0	3	6	7	1	1	1	0	0	0	0	0	0	0	0	0	0	0	0	19	30.6	35	25 to 35	68.4	10	52.6
04/04/2024	09:00	0	1	2	8	6	0	0	0	0	0	0	0	0	0	0	0	0	0	0	0	17	27.7	32.5	25 to 35	82.4	6	35.3
04/04/2024	10:00	1	0	4	6	2	5	1	0	0	0	0	0	0	0	0	0	0	0	0	0	19	29	38	20 to 30	52.6	8	42.1
04/04/2024	11:00	2	0	2	11	4	0	0	1	0	0	0	0	0	0	0	0	0	0	0	0	20	27.3	32.5	25 to 35	75.0	5	25.0
04/04/2024	12:00	0	0	1	11	5	2	0	0	0	0	0	0	0	0	0	0	0	0	0	0	19	29.3	34	25 to 35	84.2	7	36.8
04/04/2024	13:00	0	0	5	5	11	4	1	0	0	0	0	0	0	0	0	0	0	0	0	0	26	30.4	36.2	25 to 35	61.5	16	61.5
04/04/2024	14:00	1	2	5	10	9	3	0	2	0	0	0	0	0	0	0	0	0	0	0	0	32	29	35	25 to 35	59.4	14	43.8
04/04/2024	15:00	0	2	3	11	9	2	0	0	0	0	0	0	0	0	0	0	0	0	0	0	27	28.3	33.9	25 to 35	74.1	11	40.7
04/04/2024	16:00	2	0	1	10	14	5	2	0	0	0	0	0	0	0	0	0	0	0	0	0	34	30.4	37	25 to 35	70.6	21	61.8
04/04/2024	17:00	0	0	1	5	8	5	1	1	0	0	0	0	0	0	0	0	0	0	0	0	21	32.9	39	25 to 35	61.9	15	71.4
04/04/2024	18:00	0	0	1	6	4	1	0	1	0	0	0	0	0	0	0	0	0	0	0	0	13	30.5	35	25 to 35	76.9	6	46.2
04/04/2024	19:00	1	2	1	2	2	0	1	0	0	0	0	0	0	0	0	0	0	0	0	0	9	25.3	35	25 to 35	44.4	3	33.3
04/04/2024	20:00	0	0	0	1	0	1	0	0	0	0	0	0	0	0	0	0	0	0	0	0	2	32	40	20 to 30	50.0	1	50.0
04/04/2024	21:00	0	0	0	1	0	2	0	0	0	0	0	0	0	0	0	0	0	0	0	0	3	33.7	40	30 to 40	66.7	2	66.7
04/04/2024	22:00	0	0	0	0	1	0	0	0	0	0	0	0	0	0	0	0	0	0	0	0	1	32	35	25 to 35	100.0	1	100.0
04/04/2024	23:00	1	0	0	0	0	0	0	0	0	0	0	0	0	0	0	0	0	0	0	0	1	7	10	0 to 10	100.0	*	*
24 Hr Summary		93	9	34	101	90	38	7	7	0	0	0	0	0	0	0	0	0	0	0	0	379	24.6	34.7	25 to 35	50.4	142	37.5

Incoming Histogram

Tivetshall

from Mon-Apr-01-2024-09-00-AM to Tue-Apr-30-2024-11-59-PM

Date	Starting Hr:min	<15	15 to <20	20 to <25	25 to <30	30 to <35	35 to <40	40 to <45	45 to <50	50 to <55	55 to <60	60 to <65	65 to <70	70 to <75	75 to <80	80 to <85	85 to <90	90 to <95	95 to <100	100 to >105	Total Counts	Avg Speed (MPH)	85pet Speed	10MPH Pace	% in pace	# of Speeders	% Speeders	
05/04/2024	00:00	0	0	1	0	0	0	0	0	0	0	0	0	0	0	0	0	0	0	0	0	1	22	25	15 to 25	100.0	*	*
05/04/2024	01:00	0	0	0	0	0	0	0	0	0	0	0	0	0	0	0	0	0	0	0	0	0	0	0	*	*	*	*
05/04/2024	02:00	0	0	0	0	0	0	0	0	0	0	0	0	0	0	0	0	0	0	0	0	0	0	0	*	*	*	*
05/04/2024	03:00	0	0	0	0	1	0	0	0	0	0	0	0	0	0	0	0	0	0	0	0	1	32	35	25 to 35	100.0	1	100.0
05/04/2024	04:00	0	0	0	0	0	0	0	0	0	0	0	0	0	0	0	0	0	0	0	0	0	0	0	*	*	*	*
05/04/2024	05:00	0	1	0	0	0	1	0	0	0	0	0	0	0	0	0	0	0	0	0	0	2	27	40	10 to 20	50.0	1	50.0
05/04/2024	06:00	56	1	0	1	1	3	0	0	0	0	0	0	0	0	0	0	0	0	0	0	62	10	10	5 to 15	90.3	4	6.5
05/04/2024	07:00	14	0	1	6	2	3	1	0	0	0	0	0	0	0	0	0	0	0	0	0	27	18.8	35	5 to 15	51.9	6	22.2
05/04/2024	08:00	2	0	1	3	2	1	0	0	0	0	0	0	0	0	0	0	0	0	0	0	9	24.2	35	25 to 35	55.6	3	33.3
05/04/2024	09:00	2	0	2	5	6	3	1	0	0	0	0	0	0	0	0	0	0	0	0	0	19	28.5	36.7	25 to 35	57.9	10	52.6
05/04/2024	10:00	1	2	3	13	7	1	0	1	0	0	0	0	0	0	0	0	0	0	0	0	28	27.5	33.6	25 to 35	71.4	9	32.1
05/04/2024	11:00	0	1	2	9	8	2	1	1	0	0	0	0	0	0	0	0	0	0	0	0	24	30.3	35	25 to 35	70.8	12	50.0
05/04/2024	12:00	0	1	2	8	7	2	0	0	0	0	0	0	0	0	0	0	0	0	0	0	20	29	34.3	25 to 35	75.0	9	45.0
05/04/2024	13:00	0	2	1	11	7	3	2	0	0	0	0	0	0	0	0	0	0	0	0	0	26	29.9	36.7	25 to 35	69.2	12	46.2
05/04/2024	14:00	0	2	3	12	4	2	1	0	0	0	0	0	0	0	0	0	0	0	0	0	24	28	33.8	25 to 35	66.7	7	29.2
05/04/2024	15:00	1	1	3	10	11	2	2	1	0	0	0	0	0	0	0	0	0	0	0	0	31	29.9	35	25 to 35	67.7	16	51.6
05/04/2024	16:00	0	0	9	6	11	5	3	0	0	0	0	0	0	0	0	0	0	0	0	0	34	30.3	38	25 to 35	50.0	19	55.9
05/04/2024	17:00	4	2	1	12	10	0	1	0	0	0	0	0	0	0	0	0	0	0	0	0	30	26.6	33.5	25 to 35	73.3	11	36.7
05/04/2024	18:00	3	1	1	3	7	3	1	0	0	0	0	0	0	0	0	0	0	0	0	0	19	27.9	36.7	25 to 35	52.6	11	57.9
05/04/2024	19:00	0	1	0	0	4	2	1	0	0	0	0	0	0	0	0	0	0	0	0	0	8	32.6	40	30 to 40	75.0	7	87.5
05/04/2024	20:00	0	0	0	1	3	2	0	0	0	0	0	0	0	0	0	0	0	0	0	0	6	32.8	37.5	30 to 40	83.3	5	83.3
05/04/2024	21:00	0	0	0	3	2	0	1	0	0	0	0	0	0	0	0	0	0	0	0	0	6	31.2	35	25 to 35	83.3	3	50.0
05/04/2024	22:00	0	0	0	1	0	0	0	0	0	0	0	0	0	0	0	0	0	0	0	0	1	27	30	20 to 30	100.0	*	*
05/04/2024	23:00	0	0	0	0	0	0	0	0	0	0	0	0	0	0	0	0	0	0	0	0	0	0	0	*	*	*	*
24 Hr Summary		83	15	30	104	93	35	15	3	0	0	0	0	0	0	0	0	0	0	0	378	25.1	34.8	25 to 35	52.1	146	38.6	

Incoming Histogram

Tivetshall

from Mon-Apr-01-2024-09-00-AM to Tue-Apr-30-2024-11-59-PM

Date	Starting Hr:min	<15	15 to <20	20 to <25	25 to <30	30 to <35	35 to <40	40 to <45	45 to <50	50 to <55	55 to <60	60 to <65	65 to <70	70 to <75	75 to <80	80 to <85	85 to <90	90 to <95	95 to <100	100 to >105	Total Counts	Avg Speed (MPH)	85pet Speed	10MPH Pace	% in pace	# of Speeders	% Speeders	
06/04/2024	00:00	0	0	0	0	0	0	0	0	0	0	0	0	0	0	0	0	0	0	0	0	0	0	*	*	*	*	
06/04/2024	01:00	0	0	0	1	0	0	0	0	0	0	0	0	0	0	0	0	0	0	0	0	1	27	30	20 to 30	100.0	*	*
06/04/2024	02:00	0	0	0	0	1	0	0	0	0	0	0	0	0	0	0	0	0	0	0	0	1	32	35	25 to 35	100.0	1	100.0
06/04/2024	03:00	0	0	0	0	0	0	0	0	0	0	0	0	0	0	0	0	0	0	0	0	0	0	0	*	*	*	*
06/04/2024	04:00	0	0	0	0	0	0	0	0	0	0	0	0	0	0	0	0	0	0	0	0	0	0	0	*	*	*	*
06/04/2024	05:00	0	0	0	0	0	0	0	0	0	0	0	0	0	0	0	0	0	0	0	0	0	0	0	*	*	*	*
06/04/2024	06:00	0	1	0	2	0	0	0	0	0	0	0	0	0	0	0	0	0	0	0	0	3	23.7	30	20 to 30	66.7	*	*
06/04/2024	07:00	0	1	1	4	0	0	1	1	0	0	0	0	0	0	0	0	0	0	0	0	8	29.6	45	20 to 30	62.5	2	25.0
06/04/2024	08:00	1	1	7	3	6	0	0	0	0	0	0	0	0	0	0	0	0	0	0	0	18	25.4	32.5	20 to 30	55.6	6	33.3
06/04/2024	09:00	0	4	3	7	7	2	0	0	0	0	0	0	0	0	0	0	0	0	0	0	23	27.2	34.3	25 to 35	60.9	9	39.1
06/04/2024	10:00	2	1	4	5	3	1	0	0	0	0	0	0	0	0	0	0	0	0	0	0	16	24.8	33.3	20 to 30	56.3	4	25.0
06/04/2024	11:00	1	3	2	7	4	2	0	0	0	0	0	0	0	0	0	0	0	0	0	0	19	26.4	33.8	25 to 35	57.9	6	31.6
06/04/2024	12:00	0	2	1	8	4	2	1	0	0	0	0	0	0	0	0	0	0	0	0	0	18	28.9	35	25 to 35	66.7	7	38.9
06/04/2024	13:00	1	0	7	6	9	2	2	0	0	0	0	0	0	0	0	0	0	0	0	0	27	28.7	35	25 to 35	55.6	13	48.1
06/04/2024	14:00	0	0	2	7	4	1	1	0	0	1	0	0	0	0	0	0	0	0	0	0	16	31.3	40	25 to 35	68.8	7	43.8
06/04/2024	15:00	1	0	0	6	2	0	0	0	0	0	0	0	0	0	0	0	0	0	0	0	9	26.8	32.5	25 to 35	88.9	2	22.2
06/04/2024	16:00	0	2	2	6	8	8	0	0	0	0	0	0	0	0	0	0	0	0	0	0	26	30.7	37.5	30 to 40	61.5	16	61.5
06/04/2024	17:00	0	1	0	1	12	3	1	0	0	0	0	0	0	0	0	0	0	0	0	0	18	32.6	36.7	30 to 40	83.3	16	88.9
06/04/2024	18:00	0	0	0	1	4	1	1	0	0	0	0	0	0	0	0	0	0	0	0	0	7	33.4	40	25 to 35	71.4	6	85.7
06/04/2024	19:00	0	0	0	2	2	0	0	0	0	0	0	0	0	0	0	0	0	0	0	0	4	29.5	32.5	25 to 35	100.0	2	50.0
06/04/2024	20:00	0	0	1	1	2	1	1	0	0	0	0	0	0	0	0	0	0	0	0	0	6	32	40	25 to 35	50.0	4	66.7
06/04/2024	21:00	0	0	0	0	1	4	0	0	0	0	0	0	0	0	0	0	0	0	0	0	5	36	38.8	30 to 40	100.0	5	100.0
06/04/2024	22:00	0	0	3	1	1	0	0	0	0	0	0	0	0	0	0	0	0	0	0	0	5	25	30	20 to 30	80.0	1	20.0
06/04/2024	23:00	0	0	0	0	0	0	0	0	0	0	0	0	0	0	0	0	0	0	0	0	0	0	0	*	*	*	*
24 Hr Summary		6	16	33	68	70	27	8	1	0	1	0	0	0	0	0	0	0	0	0	0	230	28.8	35.6	25 to 35	60.0	107	46.5

Incoming Histogram

Tivetshall

from Mon-Apr-01-2024-09-00-AM to Tue-Apr-30-2024-11-59-PM

Date	Starting Hr:min	<15	15 to <20	20 to <25	25 to <30	30 to <35	35 to <40	40 to <45	45 to <50	50 to <55	55 to <60	60 to <65	65 to <70	70 to <75	75 to <80	80 to <85	85 to <90	90 to <95	95 to <100	100 to >105	Total Counts	Avg Speed (MPH)	85pet Speed	10MPH Pace	% in pace	# of Speeders	% Speeders	
07/04/2024	00:00	0	0	0	1	0	1	0	0	0	0	0	0	0	0	0	0	0	0	0	0	2	32	40	20 to 30	50.0	1	50.0
07/04/2024	01:00	0	0	0	0	0	0	0	0	0	0	0	0	0	0	0	0	0	0	0	0	0	0	0	*	*	*	*
07/04/2024	02:00	0	0	0	0	0	0	0	0	0	0	0	0	0	0	0	0	0	0	0	0	0	0	0	*	*	*	*
07/04/2024	03:00	0	0	0	0	0	0	0	0	0	0	0	0	0	0	0	0	0	0	0	0	0	0	0	*	*	*	*
07/04/2024	04:00	0	0	0	0	0	0	0	0	0	0	0	0	0	0	0	0	0	0	0	0	0	0	0	*	*	*	*
07/04/2024	05:00	0	0	0	0	0	0	0	0	0	0	0	0	0	0	0	0	0	0	0	0	0	0	0	*	*	*	*
07/04/2024	06:00	0	2	0	1	0	0	0	0	0	0	0	0	0	0	0	0	0	0	0	0	3	20.3	30	10 to 20	66.7	*	*
07/04/2024	07:00	0	0	0	0	1	0	2	0	0	0	0	0	0	0	0	0	0	0	0	0	3	38.7	45	35 to 45	66.7	3	100.0
07/04/2024	08:00	0	0	1	5	5	0	1	0	0	0	0	0	0	0	0	0	0	0	0	0	12	30.1	34	25 to 35	83.3	6	50.0
07/04/2024	09:00	1	1	1	6	2	0	1	0	0	0	0	0	0	0	0	0	0	0	0	0	12	26.6	32.5	25 to 35	66.7	3	25.0
07/04/2024	10:00	0	1	0	7	5	3	3	0	0	0	0	0	0	0	0	0	0	0	0	0	19	31.9	40	25 to 35	63.2	11	57.9
07/04/2024	11:00	1	3	1	6	11	1	2	0	0	0	0	0	0	0	0	0	0	0	0	0	25	28.9	34.5	25 to 35	68.0	14	56.0
07/04/2024	12:00	1	0	7	11	12	4	0	0	0	0	0	0	0	0	0	0	0	0	0	0	35	28.5	34.6	25 to 35	65.7	16	45.7
07/04/2024	13:00	0	0	1	8	5	5	1	1	0	0	0	0	0	0	0	0	0	0	0	0	21	32.1	39	25 to 35	61.9	12	57.1
07/04/2024	14:00	1	1	1	5	5	2	1	0	1	0	0	0	0	0	0	0	0	0	0	0	17	30.1	37.5	25 to 35	58.8	9	52.9
07/04/2024	15:00	1	1	3	4	10	2	2	1	0	0	0	0	0	0	0	0	0	0	0	0	24	30.5	37.5	25 to 35	58.3	15	62.5
07/04/2024	16:00	0	0	0	3	6	5	0	0	0	0	0	0	0	0	0	0	0	0	0	0	14	32.9	38	30 to 40	78.6	11	78.6
07/04/2024	17:00	0	1	3	1	4	4	0	0	0	0	0	0	0	0	0	0	0	0	0	0	13	29.7	37.5	30 to 40	61.5	8	61.5
07/04/2024	18:00	1	1	1	2	2	1	0	0	0	0	0	0	0	0	0	0	0	0	0	0	8	25.9	35	25 to 35	50.0	3	37.5
07/04/2024	19:00	1	0	0	1	1	1	0	0	0	0	0	0	0	0	0	0	0	0	0	0	4	25.8	35	25 to 35	50.0	2	50.0
07/04/2024	20:00	0	0	0	0	2	0	0	0	0	0	0	0	0	0	0	0	0	0	0	0	2	32.5	35	25 to 35	100.0	2	100.0
07/04/2024	21:00	0	0	0	2	1	0	0	0	0	0	0	0	0	0	0	0	0	0	0	0	3	28.7	35	25 to 35	100.0	1	33.3
07/04/2024	22:00	0	0	0	0	1	0	0	0	0	0	0	0	0	0	0	0	0	0	0	0	1	32	35	25 to 35	100.0	1	100.0
07/04/2024	23:00	0	0	0	0	0	0	0	0	0	0	0	0	0	0	0	0	0	0	0	0	0	0	0	*	*	*	*
24 Hr Summary		7	11	19	63	73	29	13	2	1	0	0	0	0	0	0	0	0	0	0	218	29.8	37.1	25 to 35	62.4	118	54.1	

Incoming Histogram

Tivetshall

from Mon-Apr-01-2024-09-00-AM to Tue-Apr-30-2024-11-59-PM

Date	Starting Hr:min	<15	15 to <20	20 to <25	25 to <30	30 to <35	35 to <40	40 to <45	45 to <50	50 to <55	55 to <60	60 to <65	65 to <70	70 to <75	75 to <80	80 to <85	85 to <90	90 to <95	95 to <100	100 to >105	Total Counts	Avg Speed (MPH)	85pet Speed	10MPH Pace	% in pace	# of Speeders	% Speeders	
08/04/2024	00:00	0	0	1	0	0	0	0	0	0	0	0	0	0	0	0	0	0	0	0	0	1	22	25	15 to 25	100.0	*	*
08/04/2024	01:00	0	0	0	0	0	0	0	0	0	0	0	0	0	0	0	0	0	0	0	0	0	0	0	*	*	*	*
08/04/2024	02:00	0	0	0	0	0	0	0	0	0	0	0	0	0	0	0	0	0	0	0	0	0	0	0	*	*	*	*
08/04/2024	03:00	0	0	0	0	0	0	0	0	0	0	0	0	0	0	0	0	0	0	0	0	0	0	0	*	*	*	*
08/04/2024	04:00	0	0	0	0	0	0	0	0	0	0	0	0	0	0	0	0	0	0	0	0	0	0	0	*	*	*	*
08/04/2024	05:00	0	0	1	1	1	1	0	0	0	0	0	0	0	0	0	0	0	0	0	0	4	29.5	35	20 to 30	50.0	2	50.0
08/04/2024	06:00	0	2	1	1	5	1	2	0	0	0	0	0	0	0	0	0	0	0	0	0	12	30.5	40	25 to 35	50.0	8	66.7
08/04/2024	07:00	2	1	1	3	2	3	0	0	0	0	0	0	0	0	0	0	0	0	0	0	12	26.3	36.7	25 to 35	41.7	5	41.7
08/04/2024	08:00	0	0	2	5	2	1	1	0	0	0	0	0	0	0	0	0	0	0	0	0	11	29.5	35	20 to 30	63.6	4	36.4
08/04/2024	09:00	2	0	4	6	2	0	1	1	0	0	0	0	0	0	0	0	0	0	0	0	16	26.2	35	20 to 30	62.5	4	25.0
08/04/2024	10:00	2	4	1	10	2	1	1	0	0	0	0	0	0	0	0	0	0	0	0	0	21	24.8	32.5	25 to 35	57.1	4	19.0
08/04/2024	11:00	2	1	2	13	8	3	0	0	0	0	0	0	0	0	0	0	0	0	0	0	29	27.9	34.4	25 to 35	72.4	11	37.9
08/04/2024	12:00	0	0	5	4	6	1	0	0	0	0	0	0	0	0	0	0	0	0	0	0	16	28.1	34.2	25 to 35	62.5	7	43.8
08/04/2024	13:00	1	2	0	6	8	1	0	0	0	0	0	0	0	0	0	0	0	0	0	0	18	28.1	33.8	25 to 35	77.8	9	50.0
08/04/2024	14:00	2	2	0	7	12	3	0	1	0	0	0	0	0	0	0	0	0	0	0	0	27	29.5	35	25 to 35	70.4	16	59.3
08/04/2024	15:00	0	1	2	14	11	3	1	0	0	0	0	0	0	0	0	0	0	0	0	0	32	29.7	34.5	25 to 35	78.1	15	46.9
08/04/2024	16:00	0	0	2	9	5	0	0	0	0	0	0	0	0	0	0	0	0	0	0	0	16	28.1	33	25 to 35	87.5	5	31.3
08/04/2024	17:00	1	3	1	1	7	1	1	0	0	0	0	0	0	0	0	0	0	0	0	0	15	27.9	35	25 to 35	53.3	9	60.0
08/04/2024	18:00	0	1	2	3	2	2	0	0	0	0	0	0	0	0	0	0	0	0	0	0	10	28.1	35	20 to 30	50.0	4	40.0
08/04/2024	19:00	11	0	3	0	2	0	0	0	0	0	0	0	0	0	0	0	0	0	0	0	16	13.3	25	0 to 10	68.8	2	12.5
08/04/2024	20:00	4	0	0	0	0	0	0	0	0	0	0	0	0	0	0	0	0	0	0	0	4	7.5	8.8	0 to 10	100.0	*	*
08/04/2024	21:00	0	0	0	0	0	0	0	0	0	0	0	0	0	0	0	0	0	0	0	0	0	0	0	*	*	*	*
08/04/2024	22:00	0	0	0	0	1	0	0	0	0	0	0	0	0	0	0	0	0	0	0	0	1	32	35	25 to 35	100.0	1	100.0
08/04/2024	23:00	0	0	0	0	0	0	0	0	0	0	0	0	0	0	0	0	0	0	0	0	0	0	0	*	*	*	*
24 Hr Summary		27	17	28	83	76	21	7	2	0	0	0	0	0	0	0	0	0	0	0	261	26.9	34.4	25 to 35	60.9	106	40.6	

Incoming Histogram

Tivetshall

from Mon-Apr-01-2024-09-00-AM to Tue-Apr-30-2024-11-59-PM

Date	Starting Hr:min	<15	15 to <20	20 to <25	25 to <30	30 to <35	35 to <40	40 to <45	45 to <50	50 to <55	55 to <60	60 to <65	65 to <70	70 to <75	75 to <80	80 to <85	85 to <90	90 to <95	95 to <100	100 to >105	Total Counts	Avg Speed (MPH)	85pet Speed	10MPH Pace	% in pace	# of Speeders	% Speeders	
09/04/2024	00:00	0	0	0	0	0	0	0	0	0	0	0	0	0	0	0	0	0	0	0	0	0	0	*	*	*	*	
09/04/2024	01:00	0	0	0	0	0	0	0	0	0	0	0	0	0	0	0	0	0	0	0	0	0	0	*	*	*	*	
09/04/2024	02:00	0	0	0	0	0	0	0	0	0	0	0	0	0	0	0	0	0	0	0	0	0	0	*	*	*	*	
09/04/2024	03:00	0	0	0	0	0	0	0	0	0	0	0	0	0	0	0	0	0	0	0	0	0	0	*	*	*	*	
09/04/2024	04:00	0	0	0	0	0	0	0	0	0	0	0	0	0	0	0	0	0	0	0	0	0	0	*	*	*	*	
09/04/2024	05:00	0	1	0	0	0	0	0	0	0	0	0	0	0	0	0	0	0	0	0	0	1	17	20	10 to 20	100.0	*	*
09/04/2024	06:00	0	0	0	1	5	2	0	0	0	0	0	0	0	0	0	0	0	0	0	0	8	32.8	37.5	30 to 40	87.5	7	87.5
09/04/2024	07:00	0	0	2	6	1	0	0	0	0	0	0	0	0	0	0	0	0	0	0	0	9	26.7	30	20 to 30	88.9	1	11.1
09/04/2024	08:00	8	1	3	4	4	0	0	0	0	0	0	0	0	0	0	0	0	0	0	0	20	19.5	31.2	5 to 15	40.0	4	20.0
09/04/2024	09:00	1	1	5	10	1	0	1	0	0	0	0	0	0	0	0	0	0	0	0	0	19	25.4	29.5	20 to 30	78.9	2	10.5
09/04/2024	10:00	0	6	4	12	1	0	0	0	0	0	0	0	0	0	0	0	0	0	0	0	23	24	29.2	20 to 30	69.6	1	4.3
09/04/2024	11:00	0	0	2	15	5	3	0	0	0	0	0	0	0	0	0	0	0	0	0	0	25	29	34	25 to 35	80.0	8	32.0
09/04/2024	12:00	0	1	3	10	8	1	0	0	0	0	0	0	0	0	0	0	0	0	0	0	23	28.3	33.8	25 to 35	78.3	9	39.1
09/04/2024	13:00	1	2	1	5	4	1	0	0	0	0	0	0	0	0	0	0	0	0	0	0	14	25.9	33.8	25 to 35	64.3	5	35.7
09/04/2024	14:00	0	1	1	7	5	0	0	0	0	0	0	0	0	0	0	0	0	0	0	0	14	27.9	33	25 to 35	85.7	5	35.7
09/04/2024	15:00	0	1	4	10	10	5	0	0	0	0	0	0	0	0	0	0	0	0	0	0	30	29.6	36	25 to 35	66.7	15	50.0
09/04/2024	16:00	0	0	1	6	7	4	0	0	0	0	0	0	0	0	0	0	0	0	0	0	18	31.1	36.2	25 to 35	72.2	11	61.1
09/04/2024	17:00	2	4	0	2	3	1	0	0	0	0	0	0	0	0	0	0	0	0	0	0	12	23.3	33.3	10 to 20	50.0	4	33.3
09/04/2024	18:00	0	0	1	4	2	1	0	0	0	0	0	0	0	0	0	0	0	0	0	0	8	28.9	35	25 to 35	75.0	3	37.5
09/04/2024	19:00	1	1	0	5	2	1	0	0	0	0	0	0	0	0	0	0	0	0	0	0	10	26.5	32.5	25 to 35	70.0	3	30.0
09/04/2024	20:00	0	0	0	2	2	0	0	0	0	0	0	0	0	0	0	0	0	0	0	0	4	30	32.5	25 to 35	100.0	2	50.0
09/04/2024	21:00	0	0	0	0	1	2	0	0	0	0	0	0	0	0	0	0	0	0	0	0	3	35.3	40	30 to 40	100.0	3	100.0
09/04/2024	22:00	0	0	0	0	0	0	0	0	0	0	0	0	0	0	0	0	0	0	0	0	0	0	*	*	*	*	
09/04/2024	23:00	0	1	0	0	0	0	0	0	0	0	0	0	0	0	0	0	0	0	0	0	1	17	20	10 to 20	100.0	*	*
24 Hr Summary		13	20	27	99	61	21	1	0	0	0	0	0	0	0	0	0	0	0	0	0	242	27	33.9	25 to 35	66.1	83	34.3

Incoming Histogram

Tivetshall

from Mon-Apr-01-2024-09-00-AM to Tue-Apr-30-2024-11-59-PM

Date	Starting Hr:min	<15	15 to <20	20 to <25	25 to <30	30 to <35	35 to <40	40 to <45	45 to <50	50 to <55	55 to <60	60 to <65	65 to <70	70 to <75	75 to <80	80 to <85	85 to <90	90 to <95	95 to <100	100 to >105	Total Counts	Avg Speed (MPH)	85pet Speed	10MPH Pace	% in pace	# of Speeders	% Speeders
10/04/2024	00:00	0	0	0	0	0	0	0	0	0	0	0	0	0	0	0	0	0	0	0	0	0	0	*	*	*	*
10/04/2024	01:00	0	0	0	0	0	0	0	0	0	0	0	0	0	0	0	0	0	0	0	0	0	0	*	*	*	*
10/04/2024	02:00	0	0	0	0	0	0	0	0	0	0	0	0	0	0	0	0	0	0	0	0	0	0	*	*	*	*
10/04/2024	03:00	0	0	0	0	0	0	0	0	0	0	0	0	0	0	0	0	0	0	0	0	0	0	*	*	*	*
10/04/2024	04:00	0	0	0	0	0	0	0	0	0	0	0	0	0	0	0	0	0	0	0	0	0	0	*	*	*	*
10/04/2024	05:00	0	1	0	0	0	1	0	0	0	0	0	0	0	0	0	0	0	0	0	2	27	40	10 to 20	50.0	1	50.0
10/04/2024	06:00	1	0	0	0	2	1	1	1	0	0	0	0	0	0	0	0	0	0	0	6	32.8	45	30 to 40	50.0	5	83.3
10/04/2024	07:00	0	0	1	5	6	0	0	1	0	0	0	0	0	0	0	0	0	0	0	13	30.5	34.2	25 to 35	84.6	7	53.8
10/04/2024	08:00	1	1	4	8	2	2	1	0	0	0	0	0	0	0	0	0	0	0	0	19	27.2	35	20 to 30	63.2	5	26.3
10/04/2024	09:00	2	4	0	8	5	1	2	0	0	0	0	0	0	0	0	0	0	0	0	22	27	35	25 to 35	59.1	8	36.4
10/04/2024	10:00	2	2	4	11	4	5	1	0	0	0	0	0	0	0	0	0	0	0	0	29	27.3	37	20 to 30	51.7	10	34.5
10/04/2024	11:00	2	2	5	15	8	1	0	0	0	0	0	0	0	0	0	0	0	0	0	33	26.3	32.5	25 to 35	69.7	9	27.3
10/04/2024	12:00	3	2	0	11	8	1	1	0	0	0	0	0	0	0	0	0	0	0	0	26	26.7	33.8	25 to 35	73.1	10	38.5
10/04/2024	13:00	1	0	5	14	12	1	0	0	0	0	0	0	0	0	0	0	0	0	0	33	28.2	33.3	25 to 35	78.8	13	39.4
10/04/2024	14:00	3	2	5	18	12	7	1	0	0	0	0	0	0	0	0	0	0	0	0	48	28.2	35.7	25 to 35	62.5	20	41.7
10/04/2024	15:00	1	0	3	19	9	8	0	1	0	0	0	0	0	0	0	0	0	0	0	41	29.9	36.9	25 to 35	68.3	18	43.9
10/04/2024	16:00	1	1	2	7	6	1	1	0	0	0	0	0	0	0	0	0	0	0	0	19	27.9	34.2	25 to 35	68.4	8	42.1
10/04/2024	17:00	0	1	3	7	4	2	0	0	0	0	0	0	0	0	0	0	0	0	0	17	28.1	33.8	25 to 35	64.7	6	35.3
10/04/2024	18:00	1	0	2	5	6	0	0	0	0	0	0	0	0	0	0	0	0	0	0	14	27.4	33.3	25 to 35	78.6	6	42.9
10/04/2024	19:00	0	0	0	7	1	1	0	0	0	0	0	0	0	0	0	0	0	0	0	9	28.9	35	25 to 35	88.9	2	22.2
10/04/2024	20:00	0	1	0	3	3	1	0	1	0	0	0	0	0	0	0	0	0	0	0	9	30.9	40	25 to 35	66.7	5	55.6
10/04/2024	21:00	0	0	0	1	0	0	0	0	0	0	0	0	0	0	0	0	0	0	0	1	27	30	20 to 30	100.0	*	*
10/04/2024	22:00	0	0	1	0	2	0	0	0	0	0	0	0	0	0	0	0	0	0	0	3	28.7	35	25 to 35	66.7	2	66.7
10/04/2024	23:00	0	0	0	0	0	0	0	0	0	0	0	0	0	0	0	0	0	0	0	0	0	0	*	*	*	*
24 Hr Summary		18	17	35	139	90	33	8	4	0	0	0	0	0	0	0	0	0	0	0	344	28.1	34.6	25 to 35	66.6	135	39.2

Incoming Histogram

Tivetshall

from Mon-Apr-01-2024-09-00-AM to Tue-Apr-30-2024-11-59-PM

Date	Starting Hr:min	<15	15 to <20	20 to <25	25 to <30	30 to <35	35 to <40	40 to <45	45 to <50	50 to <55	55 to <60	60 to <65	65 to <70	70 to <75	75 to <80	80 to <85	85 to <90	90 to <95	95 to <100	100 to >105	Total Counts	Avg Speed (MPH)	85pet Speed	10MPH Pace	% in pace	# of Speeders	% Speeders
11/04/2024	00:00	0	0	0	0	0	0	0	0	0	0	0	0	0	0	0	0	0	0	0	0	0	0	*	*	*	*
11/04/2024	01:00	0	0	0	0	0	0	0	0	0	0	0	0	0	0	0	0	0	0	0	0	0	0	*	*	*	*
11/04/2024	02:00	0	0	0	0	0	0	0	1	0	0	0	0	0	0	0	0	0	0	0	1	47	50	40 to 50	100.0	1	100.0
11/04/2024	03:00	0	0	0	0	0	0	1	0	0	0	0	0	0	0	0	0	0	0	0	1	42	45	35 to 45	100.0	1	100.0
11/04/2024	04:00	0	0	0	1	0	0	0	0	0	0	0	0	0	0	0	0	0	0	0	1	27	30	20 to 30	100.0	*	*
11/04/2024	05:00	0	1	0	0	1	1	1	0	0	0	0	0	0	0	0	0	0	0	0	4	32	40	30 to 40	50.0	3	75.0
11/04/2024	06:00	1	0	0	3	10	0	2	0	0	0	0	0	0	0	0	0	0	0	0	16	30.9	35	25 to 35	81.3	12	75.0
11/04/2024	07:00	2	1	0	4	7	5	1	1	0	0	0	0	0	0	0	0	0	0	0	21	30.7	39	30 to 40	57.1	14	66.7
11/04/2024	08:00	0	0	2	12	8	2	1	0	0	0	0	0	0	0	0	0	0	0	0	25	29.8	34.4	25 to 35	80.0	11	44.0
11/04/2024	09:00	2	1	0	12	9	4	0	0	0	0	0	0	0	0	0	0	0	0	0	28	28.9	35	25 to 35	75.0	13	46.4
11/04/2024	10:00	0	0	5	10	9	3	1	0	0	0	0	0	0	0	0	0	0	0	0	28	29.6	35	25 to 35	67.9	13	46.4
11/04/2024	11:00	2	2	2	11	3	4	1	0	0	0	0	0	0	0	0	0	0	0	0	25	27.2	36.2	25 to 35	56.0	8	32.0
11/04/2024	12:00	1	1	3	13	7	5	0	0	0	0	0	0	0	0	0	0	0	0	0	30	28.6	36	25 to 35	66.7	12	40.0
11/04/2024	13:00	1	2	4	6	9	3	3	1	0	0	0	0	0	0	0	0	0	0	0	29	30.1	40	25 to 35	51.7	16	55.2
11/04/2024	14:00	0	0	4	10	16	9	0	0	0	0	0	0	0	0	0	0	0	0	0	39	31.1	36.7	25 to 35	66.7	25	64.1
11/04/2024	15:00	1	0	5	18	13	4	3	0	0	0	0	0	0	0	0	0	0	0	0	44	29.7	35	25 to 35	70.5	20	45.5
11/04/2024	16:00	2	1	5	7	10	7	3	0	0	0	0	0	0	0	0	0	0	0	0	35	29.9	38.6	25 to 35	48.6	20	57.1
11/04/2024	17:00	1	2	4	8	4	2	1	1	0	0	0	0	0	0	0	0	0	0	0	23	28	37.5	20 to 30	52.2	8	34.8
11/04/2024	18:00	0	1	1	3	3	1	0	1	0	0	0	0	0	0	0	0	0	0	0	10	30	35	25 to 35	60.0	5	50.0
11/04/2024	19:00	0	0	0	5	3	0	0	0	0	0	0	0	0	0	0	0	0	0	0	8	28.9	33.3	25 to 35	100.0	3	37.5
11/04/2024	20:00	0	1	1	5	0	2	0	0	0	0	0	0	0	0	0	0	0	0	0	9	27.7	37.5	20 to 30	66.7	2	22.2
11/04/2024	21:00	0	0	1	0	1	1	0	0	0	0	0	0	0	0	0	0	0	0	0	3	30.3	40	30 to 40	66.7	2	66.7
11/04/2024	22:00	0	0	0	0	0	0	0	0	0	0	0	0	0	0	0	0	0	0	0	0	0	0	*	*	*	*
11/04/2024	23:00	0	0	0	0	0	0	0	0	0	0	0	0	0	0	0	0	0	0	0	0	0	0	*	*	*	*
24 Hr Summary		13	13	37	128	113	53	18	5	0	0	0	0	0	0	0	0	0	0	0	380	29.6	36.8	25 to 35	63.4	189	49.7

Incoming Histogram

Tivetshall

from Mon-Apr-01-2024-09-00-AM to Tue-Apr-30-2024-11-59-PM

Date	Starting Hr:min	<15	15 to <20	20 to <25	25 to <30	30 to <35	35 to <40	40 to <45	45 to <50	50 to <55	55 to <60	60 to <65	65 to <70	70 to <75	75 to <80	80 to <85	85 to <90	90 to <95	95 to <100	100 to >105	Total Counts	Avg Speed (MPH)	85pet Speed	10MPH Pace	% in pace	# of Speeders	% Speeders	
12/04/2024	00:00	0	0	0	1	0	0	0	0	0	0	0	0	0	0	0	0	0	0	0	0	1	27	30	20 to 30	100.0	*	*
12/04/2024	01:00	0	0	0	0	0	0	0	0	0	0	0	0	0	0	0	0	0	0	0	0	0	0	0	*	*	*	*
12/04/2024	02:00	0	0	0	0	0	0	0	0	0	0	0	0	0	0	0	0	0	0	0	0	0	0	0	*	*	*	*
12/04/2024	03:00	0	0	0	1	1	0	0	0	0	0	0	0	0	0	0	0	0	0	0	0	2	29.5	35	25 to 35	100.0	1	50.0
12/04/2024	04:00	0	0	0	1	0	0	1	0	0	0	0	0	0	0	0	0	0	0	0	0	2	34.5	45	20 to 30	50.0	1	50.0
12/04/2024	05:00	0	1	0	3	0	1	2	1	1	0	0	0	0	0	0	0	0	0	0	9	35.3	50	20 to 30	33.3	5	55.6	
12/04/2024	06:00	0	0	1	5	8	3	0	1	0	0	0	0	0	0	0	0	0	0	0	18	31.8	36.7	25 to 35	72.2	12	66.7	
12/04/2024	07:00	0	0	1	12	13	3	0	0	0	0	0	0	0	0	0	0	0	0	0	29	30.3	34.6	25 to 35	86.2	16	55.2	
12/04/2024	08:00	0	2	4	16	9	2	2	0	0	0	0	0	0	0	0	0	0	0	0	35	28.8	34.4	25 to 35	71.4	13	37.1	
12/04/2024	09:00	0	1	1	11	5	1	0	1	0	0	0	0	0	0	0	0	0	0	0	20	29.3	34	25 to 35	80.0	7	35.0	
12/04/2024	10:00	1	6	4	19	11	3	0	0	0	0	0	0	0	0	0	0	0	0	0	44	27.1	33.2	25 to 35	68.2	14	31.8	
12/04/2024	11:00	0	2	2	14	9	3	0	0	0	0	0	0	0	0	0	0	0	0	0	30	28.7	34.4	25 to 35	76.7	12	40.0	
12/04/2024	12:00	1	0	2	10	7	4	1	0	0	0	0	0	0	0	0	0	0	0	0	25	29.8	36.2	25 to 35	68.0	12	48.0	
12/04/2024	13:00	1	0	5	19	8	3	0	0	0	0	0	0	0	0	0	0	0	0	0	36	28.1	33.8	25 to 35	75.0	11	30.6	
12/04/2024	14:00	0	1	4	10	11	3	0	0	0	0	0	0	0	0	0	0	0	0	0	29	29.1	34.5	25 to 35	72.4	14	48.3	
12/04/2024	15:00	2	0	0	9	7	3	0	1	0	0	0	0	0	0	0	0	0	0	0	22	29.4	36.7	25 to 35	72.7	11	50.0	
12/04/2024	16:00	2	1	2	13	7	1	0	0	0	0	0	0	0	0	0	0	0	0	0	26	26.7	32.9	25 to 35	76.9	8	30.8	
12/04/2024	17:00	0	1	2	7	4	3	0	0	0	0	0	0	0	0	0	0	0	0	0	17	28.8	35	25 to 35	64.7	7	41.2	
12/04/2024	18:00	1	1	1	4	4	1	0	0	0	0	0	0	0	0	0	0	0	0	0	12	26.8	33.8	25 to 35	66.7	5	41.7	
12/04/2024	19:00	0	1	2	2	3	1	0	0	0	0	0	0	0	0	0	0	0	0	0	9	27.7	35	25 to 35	55.6	4	44.4	
12/04/2024	20:00	1	0	2	3	0	1	0	0	0	0	0	0	0	0	0	0	0	0	0	7	24.1	30	20 to 30	71.4	1	14.3	
12/04/2024	21:00	0	0	1	1	2	1	1	0	0	0	0	0	0	0	0	0	0	0	0	6	32	40	25 to 35	50.0	4	66.7	
12/04/2024	22:00	0	0	0	0	2	0	0	0	0	0	0	0	0	0	0	0	0	0	0	2	32	35	25 to 35	100.0	2	100.0	
12/04/2024	23:00	0	0	0	0	0	0	0	0	0	0	0	0	0	0	0	0	0	0	0	0	0	0	0	*	*	*	*
24 Hr Summary		9	17	34	161	111	37	7	4	1	0	0	0	0	0	0	0	0	0	0	381	28.9	34.6	25 to 35	71.4	160	42.0	

Incoming Histogram

Tivetshall

from Mon-Apr-01-2024-09-00-AM to Tue-Apr-30-2024-11-59-PM

Date	Starting Hr:min	<15	15 to <20	20 to <25	25 to <30	30 to <35	35 to <40	40 to <45	45 to <50	50 to <55	55 to <60	60 to <65	65 to <70	70 to <75	75 to <80	80 to <85	85 to <90	90 to <95	95 to <100	100 to >105	Total Counts	Avg Speed (MPH)	85pet Speed	10MPH Pace	% in pace	# of Speeders	% Speeders	
13/04/2024	00:00	0	0	0	0	0	0	0	0	0	0	0	0	0	0	0	0	0	0	0	0	0	0	*	*	*	*	
13/04/2024	01:00	0	0	0	0	0	0	0	0	0	0	0	0	0	0	0	0	0	0	0	0	0	0	*	*	*	*	
13/04/2024	02:00	0	0	0	0	0	0	0	0	0	0	0	0	0	0	0	0	0	0	0	0	0	0	*	*	*	*	
13/04/2024	03:00	0	0	0	0	0	0	0	0	0	0	0	0	0	0	0	0	0	0	0	0	0	0	*	*	*	*	
13/04/2024	04:00	0	0	0	0	0	0	0	0	0	0	0	0	0	0	0	0	0	0	0	0	0	0	*	*	*	*	
13/04/2024	05:00	0	0	0	1	0	0	0	0	0	0	0	0	0	0	0	0	0	0	0	0	1	27	30	20 to 30	100.0	*	*
13/04/2024	06:00	0	0	0	0	2	0	0	0	0	0	0	0	0	0	0	0	0	0	0	0	2	32.5	35	25 to 35	100.0	2	100.0
13/04/2024	07:00	0	0	0	2	2	0	0	1	0	0	0	0	0	0	0	0	0	0	0	0	5	33.2	35	25 to 35	80.0	3	60.0
13/04/2024	08:00	0	0	2	7	9	2	1	1	0	0	0	0	0	0	0	0	0	0	0	0	22	31.3	37.5	25 to 35	72.7	13	59.1
13/04/2024	09:00	0	1	3	5	2	0	0	0	0	0	0	0	0	0	0	0	0	0	0	0	11	25.8	30	20 to 30	72.7	2	18.2
13/04/2024	10:00	1	3	7	17	6	2	0	0	0	0	0	0	0	0	0	0	0	0	0	0	36	26.4	32.5	20 to 30	66.7	8	22.2
13/04/2024	11:00	4	1	5	13	5	2	1	0	0	0	0	0	0	0	0	0	0	0	0	0	31	26.1	33	20 to 30	58.1	8	25.8
13/04/2024	12:00	2	0	4	12	4	1	0	0	0	0	0	0	0	0	0	0	0	0	0	0	23	26.5	32.5	20 to 30	69.6	5	21.7
13/04/2024	13:00	0	0	1	7	4	2	1	1	0	0	0	0	0	0	0	0	0	0	0	0	16	31.5	40	25 to 35	68.8	8	50.0
13/04/2024	14:00	2	2	4	6	5	2	0	0	0	0	0	0	0	0	0	0	0	0	0	0	21	26	34	25 to 35	52.4	7	33.3
13/04/2024	15:00	1	1	2	6	5	1	0	0	2	0	0	0	0	0	0	0	0	0	0	0	18	29.7	35	25 to 35	61.1	8	44.4
13/04/2024	16:00	0	2	1	6	7	3	0	0	0	0	0	0	0	0	0	0	0	0	0	0	19	29.2	35	25 to 35	68.4	10	52.6
13/04/2024	17:00	1	0	2	6	8	5	0	0	0	0	0	0	0	0	0	0	0	0	0	0	22	30	37	25 to 35	63.6	13	59.1
13/04/2024	18:00	0	0	2	5	6	2	0	0	0	0	0	0	0	0	0	0	0	0	0	0	15	29.9	35	25 to 35	73.3	8	53.3
13/04/2024	19:00	0	0	0	1	2	0	1	0	0	0	0	0	0	0	0	0	0	0	0	0	4	33.3	35	25 to 35	75.0	3	75.0
13/04/2024	20:00	1	0	0	1	0	0	1	0	0	0	0	0	0	0	0	0	0	0	0	0	3	27	45	5 to 15	33.3	1	33.3
13/04/2024	21:00	0	0	0	2	1	2	0	0	0	0	0	0	0	0	0	0	0	0	0	0	5	32.2	37.5	25 to 35	60.0	3	60.0
13/04/2024	22:00	0	0	0	0	0	1	0	0	0	0	0	0	0	0	0	0	0	0	0	0	1	37	40	30 to 40	100.0	1	100.0
13/04/2024	23:00	0	0	0	2	1	0	0	0	0	0	0	0	0	0	0	0	0	0	0	0	3	28.7	35	25 to 35	100.0	1	33.3
24 Hr Summary		12	10	33	99	69	25	5	3	2	0	0	0	0	0	0	0	0	0	0	258	28.5	34.7	25 to 35	65.1	104	40.3	

Incoming Histogram

Tivetshall

from Mon-Apr-01-2024-09-00-AM to Tue-Apr-30-2024-11-59-PM

Date	Starting Hr:min	<15	15 to <20	20 to <25	25 to <30	30 to <35	35 to <40	40 to <45	45 to <50	50 to <55	55 to <60	60 to <65	65 to <70	70 to <75	75 to <80	80 to <85	85 to <90	90 to <95	95 to <100	100 to >105	Total Counts	Avg Speed (MPH)	85pet Speed	10MPH Pace	% in pace	# of Speeders	% Speeders	
14/04/2024	00:00	0	0	0	1	0	0	0	0	0	0	0	0	0	0	0	0	0	0	0	0	1	27	30	20 to 30	100.0	*	*
14/04/2024	01:00	0	0	0	0	0	0	0	0	0	0	0	0	0	0	0	0	0	0	0	0	0	0	0	*	*	*	*
14/04/2024	02:00	0	0	0	0	0	0	0	0	0	0	0	0	0	0	0	0	0	0	0	0	0	0	0	*	*	*	*
14/04/2024	03:00	0	0	0	0	0	0	0	0	0	0	0	0	0	0	0	0	0	0	0	0	0	0	0	*	*	*	*
14/04/2024	04:00	0	0	0	1	0	0	0	0	0	0	0	0	0	0	0	0	0	0	0	0	1	27	30	20 to 30	100.0	*	*
14/04/2024	05:00	0	0	0	0	0	0	0	0	0	0	0	0	0	0	0	0	0	0	0	0	0	0	0	*	*	*	*
14/04/2024	06:00	0	0	0	0	0	0	0	0	0	0	0	0	0	0	0	0	0	0	0	0	0	0	0	*	*	*	*
14/04/2024	07:00	0	0	0	1	0	1	1	0	0	0	0	0	0	0	0	0	0	0	0	0	3	35.3	45	35 to 45	66.7	2	66.7
14/04/2024	08:00	1	0	2	4	4	2	0	0	0	0	0	0	0	0	0	0	0	0	0	0	13	28.2	35	25 to 35	61.5	6	46.2
14/04/2024	09:00	1	1	3	9	3	0	1	0	0	0	0	0	0	0	0	0	0	0	0	0	18	26.2	31.7	20 to 30	66.7	4	22.2
14/04/2024	10:00	0	1	0	5	2	3	0	0	0	0	0	0	0	0	0	0	0	0	0	0	11	29.7	36.7	25 to 35	63.6	5	45.5
14/04/2024	11:00	1	0	3	4	3	0	0	0	0	0	0	0	0	0	0	0	0	0	0	0	11	25.6	31.7	20 to 30	63.6	3	27.3
14/04/2024	12:00	0	1	2	5	1	3	0	0	0	0	0	0	0	0	0	0	0	0	0	0	12	28.3	36.7	20 to 30	58.3	4	33.3
14/04/2024	13:00	2	1	4	12	7	2	0	0	1	0	0	0	0	0	0	0	0	0	0	0	29	27.9	34.3	25 to 35	65.5	10	34.5
14/04/2024	14:00	0	0	3	7	6	1	1	0	0	0	0	0	0	0	0	0	0	0	0	0	18	29.4	34.2	25 to 35	72.2	8	44.4
14/04/2024	15:00	1	2	3	6	11	3	0	1	0	0	0	0	0	0	0	0	0	0	0	0	27	29	35	25 to 35	63.0	15	55.6
14/04/2024	16:00	1	2	3	7	6	0	0	0	0	0	0	0	0	0	0	0	0	0	0	0	19	26	32.5	25 to 35	68.4	6	31.6
14/04/2024	17:00	0	1	4	5	2	1	0	0	0	0	0	0	0	0	0	0	0	0	0	0	13	26.4	32.5	20 to 30	69.2	3	23.1
14/04/2024	18:00	0	0	1	2	2	0	0	0	0	0	0	0	0	0	0	0	0	0	0	0	5	28	32.5	25 to 35	80.0	2	40.0
14/04/2024	19:00	1	1	3	0	2	1	0	0	0	0	0	0	0	0	0	0	0	0	0	0	8	24.5	35	15 to 25	50.0	3	37.5
14/04/2024	20:00	0	0	0	4	3	0	0	0	0	0	0	0	0	0	0	0	0	0	0	0	7	29.4	33.3	25 to 35	100.0	3	42.9
14/04/2024	21:00	0	0	0	0	1	0	0	1	0	0	0	0	0	0	0	0	0	0	0	0	2	39.5	50	25 to 35	50.0	2	100.0
14/04/2024	22:00	0	0	0	0	0	0	0	0	0	0	0	0	0	0	0	0	0	0	0	0	0	0	0	*	*	*	*
14/04/2024	23:00	0	0	0	0	0	0	0	0	0	0	0	0	0	0	0	0	0	0	0	0	0	0	0	*	*	*	*
24 Hr Summary		8	10	31	73	53	17	3	2	1	0	0	0	0	0	0	0	0	0	0	0	198	27.9	34.3	25 to 35	63.6	76	38.4

Incoming Histogram

Tivetshall

from Mon-Apr-01-2024-09-00-AM to Tue-Apr-30-2024-11-59-PM

Date	Starting Hr:min	<15	15 to <20	20 to <25	25 to <30	30 to <35	35 to <40	40 to <45	45 to <50	50 to <55	55 to <60	60 to <65	65 to <70	70 to <75	75 to <80	80 to <85	85 to <90	90 to <95	95 to <100	100 to >105	Total Counts	Avg Speed (MPH)	85pet Speed	10MPH Pace	% in pace	# of Speeders	% Speeders	
15/04/2024	00:00	0	0	0	0	0	0	0	0	0	0	0	0	0	0	0	0	0	0	0	0	0	0	*	*	*	*	
15/04/2024	01:00	0	0	1	0	0	0	0	0	0	0	0	0	0	0	0	0	0	0	0	0	1	22	25	15 to 25	100.0	*	*
15/04/2024	02:00	0	0	0	0	0	0	0	0	0	0	0	0	0	0	0	0	0	0	0	0	0	0	*	*	*	*	
15/04/2024	03:00	0	0	0	0	0	0	0	0	0	0	0	0	0	0	0	0	0	0	0	0	0	0	*	*	*	*	
15/04/2024	04:00	0	0	0	0	0	1	0	0	0	0	0	0	0	0	0	0	0	0	0	0	1	37	40	30 to 40	100.0	1	100.0
15/04/2024	05:00	0	0	1	2	1	1	0	0	0	0	0	0	0	0	0	0	0	0	0	0	5	29.2	35	20 to 30	60.0	2	40.0
15/04/2024	06:00	0	2	1	5	3	3	0	0	0	0	0	0	0	0	0	0	0	0	0	0	14	28.5	36.7	25 to 35	57.1	6	42.9
15/04/2024	07:00	1	0	8	13	9	5	1	0	0	0	0	0	0	0	0	0	0	0	0	0	37	28.7	35	25 to 35	59.5	15	40.5
15/04/2024	08:00	0	1	2	6	8	3	1	0	0	0	0	0	0	0	0	0	0	0	0	0	21	30.3	36.7	25 to 35	66.7	12	57.1
15/04/2024	09:00	3	1	0	9	4	0	0	0	0	0	0	0	0	0	0	0	0	0	0	0	17	24.7	31.2	25 to 35	76.5	4	23.5
15/04/2024	10:00	2	0	2	11	5	1	0	0	0	0	0	0	0	0	0	0	0	0	0	0	21	26.4	33	25 to 35	76.2	6	28.6
15/04/2024	11:00	2	0	4	13	9	0	0	0	0	0	0	0	0	0	0	0	0	0	0	0	28	26.9	32.8	25 to 35	78.6	9	32.1
15/04/2024	12:00	2	0	6	9	7	3	0	0	0	0	0	0	0	0	0	0	0	0	0	0	27	27.3	34.3	25 to 35	59.3	10	37.0
15/04/2024	13:00	2	1	1	7	9	3	0	0	0	0	0	0	0	0	0	0	0	0	0	0	23	28.3	35	25 to 35	69.6	12	52.2
15/04/2024	14:00	2	0	1	16	13	1	0	0	0	0	0	0	0	0	0	0	0	0	0	0	33	28.3	33.5	25 to 35	87.9	14	42.4
15/04/2024	15:00	0	2	8	22	11	1	1	0	0	0	0	0	0	0	0	0	0	0	0	0	45	27.7	32.7	25 to 35	73.3	13	28.9
15/04/2024	16:00	2	1	4	9	8	2	0	0	0	0	0	0	0	0	0	0	0	0	0	0	26	27	33.8	25 to 35	65.4	10	38.5
15/04/2024	17:00	0	0	0	5	7	1	0	0	1	0	0	0	0	0	0	0	0	0	0	0	14	32.1	35	25 to 35	85.7	9	64.3
15/04/2024	18:00	0	0	0	2	3	0	0	0	0	0	0	0	0	0	0	0	0	0	0	0	5	30	33.3	25 to 35	100.0	3	60.0
15/04/2024	19:00	0	1	1	3	3	1	0	0	0	0	0	0	0	0	0	0	0	0	0	0	9	28.2	35	25 to 35	66.7	4	44.4
15/04/2024	20:00	0	0	0	1	2	1	0	0	0	0	0	0	0	0	0	0	0	0	0	0	4	32	35	25 to 35	75.0	3	75.0
15/04/2024	21:00	0	0	0	0	0	0	0	0	0	0	0	0	0	0	0	0	0	0	0	0	0	0	*	*	*	*	
15/04/2024	22:00	0	0	0	1	0	0	0	0	0	0	0	0	0	0	0	0	0	0	0	0	1	27	30	20 to 30	100.0	*	*
15/04/2024	23:00	0	1	0	1	0	0	0	0	0	0	0	0	0	0	0	0	0	0	0	0	2	22	30	10 to 20	50.0	*	*
24 Hr Summary		16	10	40	135	102	27	3	0	1	0	0	0	0	0	0	0	0	0	0	0	334	28	34.1	25 to 35	71.0	133	39.8

Incoming Histogram

Tivetshall

from Mon-Apr-01-2024-09-00-AM to Tue-Apr-30-2024-11-59-PM

Date	Starting Hr:min	<15	15 to <20	20 to <25	25 to <30	30 to <35	35 to <40	40 to <45	45 to <50	50 to <55	55 to <60	60 to <65	65 to <70	70 to <75	75 to <80	80 to <85	85 to <90	90 to <95	95 to <100	100 to >105	Total Counts	Avg Speed (MPH)	85pet Speed	10MPH Pace	% in pace	# of Speeders	% Speeders	
16/04/2024	00:00	1	0	0	0	0	0	0	0	0	0	0	0	0	0	0	0	0	0	0	0	1	12	15	5 to 15	100.0	*	*
16/04/2024	01:00	0	0	0	0	0	0	0	0	0	0	0	0	0	0	0	0	0	0	0	0	0	0	0	*	*	*	*
16/04/2024	02:00	0	0	0	0	0	0	0	0	0	0	0	0	0	0	0	0	0	0	0	0	0	0	0	*	*	*	*
16/04/2024	03:00	0	0	0	0	0	0	0	0	0	0	0	0	0	0	0	0	0	0	0	0	0	0	0	*	*	*	*
16/04/2024	04:00	0	0	0	0	0	0	0	0	0	0	0	0	0	0	0	0	0	0	0	0	0	0	0	*	*	*	*
16/04/2024	05:00	0	0	0	0	1	0	0	0	0	0	0	0	0	0	0	0	0	0	0	0	1	32	35	25 to 35	100.0	1	100.0
16/04/2024	06:00	1	1	2	7	6	1	1	0	0	0	0	0	0	0	0	0	0	0	0	0	19	28.2	34.2	25 to 35	68.4	8	42.1
16/04/2024	07:00	3	2	12	22	6	2	1	2	0	0	0	0	0	0	0	0	0	0	0	50	26.7	32.5	20 to 30	68.0	11	22.0	
16/04/2024	08:00	4	4	10	8	4	0	0	0	0	0	0	0	0	0	0	0	0	0	0	30	22.7	30	20 to 30	60.0	4	13.3	
16/04/2024	09:00	0	0	4	9	7	2	1	0	0	0	0	0	0	0	0	0	0	0	0	23	29.3	35	25 to 35	69.6	10	43.5	
16/04/2024	10:00	1	1	5	12	8	0	0	0	0	0	0	0	0	0	0	0	0	0	0	27	26.7	32.5	25 to 35	74.1	8	29.6	
16/04/2024	11:00	2	1	0	4	4	0	1	0	0	0	0	0	0	0	0	0	0	0	0	12	26.7	33.8	25 to 35	66.7	5	41.7	
16/04/2024	12:00	0	0	2	15	9	2	1	0	0	0	0	0	0	0	0	0	0	0	0	29	29.7	34.4	25 to 35	82.8	12	41.4	
16/04/2024	13:00	2	0	2	9	10	6	0	0	0	0	0	0	0	0	0	0	0	0	0	29	29.3	36.7	25 to 35	65.5	16	55.2	
16/04/2024	14:00	3	1	2	9	13	4	1	0	0	0	0	0	0	0	0	0	0	0	0	33	28.8	35	25 to 35	66.7	18	54.5	
16/04/2024	15:00	1	2	5	15	15	1	1	1	0	0	0	0	0	0	0	0	0	0	0	41	28.6	34	25 to 35	73.2	18	43.9	
16/04/2024	16:00	1	2	2	13	9	4	0	0	0	0	0	0	0	0	0	0	0	0	0	31	28.4	34.4	25 to 35	71.0	13	41.9	
16/04/2024	17:00	0	0	1	6	6	4	0	2	0	0	0	0	0	0	0	0	0	0	0	19	32.8	38.8	25 to 35	63.2	12	63.2	
16/04/2024	18:00	0	1	1	6	7	1	0	0	0	0	0	0	0	0	0	0	0	0	0	16	29.1	34.3	25 to 35	81.3	8	50.0	
16/04/2024	19:00	1	0	2	6	3	0	0	0	0	0	0	0	0	0	0	0	0	0	0	12	25.8	31.7	25 to 35	75.0	3	25.0	
16/04/2024	20:00	0	1	0	4	3	0	0	0	0	0	0	0	0	0	0	0	0	0	0	8	27.8	33.3	25 to 35	87.5	3	37.5	
16/04/2024	21:00	0	1	0	0	1	0	0	0	0	0	0	0	0	0	0	0	0	0	0	2	24.5	35	10 to 20	50.0	1	50.0	
16/04/2024	22:00	0	0	0	0	0	0	0	0	0	0	0	0	0	0	0	0	0	0	0	0	0	0	*	*	*	*	
16/04/2024	23:00	0	0	0	0	0	0	0	0	0	0	0	0	0	0	0	0	0	0	0	0	0	0	*	*	*	*	
24 Hr Summary		20	17	50	145	112	27	7	5	0	0	0	0	0	0	0	0	0	0	0	383	27.9	34.2	25 to 35	67.1	151	39.4	

Incoming Histogram

Tivetshall

from Mon-Apr-01-2024-09-00-AM to Tue-Apr-30-2024-11-59-PM

Date	Starting Hr:min	<15	15 to <20	20 to <25	25 to <30	30 to <35	35 to <40	40 to <45	45 to <50	50 to <55	55 to <60	60 to <65	65 to <70	70 to <75	75 to <80	80 to <85	85 to <90	90 to <95	95 to <100	100 to >105	Total Counts	Avg Speed (MPH)	85pet Speed	10MPH Pace	% in pace	# of Speeders	% Speeders	
17/04/2024	00:00	0	0	1	0	1	0	0	0	0	0	0	0	0	0	0	0	0	0	0	0	2	27	35	15 to 25	50.0	1	50.0
17/04/2024	01:00	0	0	0	0	0	0	0	0	0	0	0	0	0	0	0	0	0	0	0	0	0	0	0	*	*	*	*
17/04/2024	02:00	0	0	0	0	0	0	0	0	0	0	0	0	0	0	0	0	0	0	0	0	0	0	0	*	*	*	*
17/04/2024	03:00	0	0	0	0	0	0	0	0	0	0	0	0	0	0	0	0	0	0	0	0	0	0	0	*	*	*	*
17/04/2024	04:00	0	0	0	1	0	0	0	0	0	0	0	0	0	0	0	0	0	0	0	0	1	27	30	20 to 30	100.0	*	*
17/04/2024	05:00	0	1	0	0	1	0	0	0	0	0	0	0	0	0	0	0	0	0	0	0	2	24.5	35	10 to 20	50.0	1	50.0
17/04/2024	06:00	3	0	3	10	4	2	0	0	0	0	0	0	0	0	0	0	0	0	0	0	22	26.1	33.8	25 to 35	63.6	6	27.3
17/04/2024	07:00	0	0	2	8	4	4	2	0	0	0	0	0	0	0	0	0	0	0	0	0	20	31.3	38.8	25 to 35	60.0	10	50.0
17/04/2024	08:00	2	0	1	17	6	1	0	0	0	0	0	0	0	0	0	0	0	0	0	0	27	27.3	32.5	25 to 35	85.2	7	25.9
17/04/2024	09:00	3	0	9	7	5	3	0	0	0	0	0	0	0	0	0	0	0	0	0	0	27	25.6	34	20 to 30	59.3	8	29.6
17/04/2024	10:00	1	2	3	9	8	2	0	0	0	0	0	0	0	0	0	0	0	0	0	0	25	27.6	33.8	25 to 35	68.0	10	40.0
17/04/2024	11:00	1	1	9	8	8	2	0	0	0	0	0	0	0	0	0	0	0	0	0	0	29	26.8	33.8	20 to 30	58.6	10	34.5
17/04/2024	12:00	6	1	3	5	4	3	0	0	0	0	0	0	0	0	0	0	0	0	0	0	22	23.1	35	25 to 35	40.9	7	31.8
17/04/2024	13:00	0	2	8	14	7	5	0	0	0	0	0	0	0	0	0	0	0	0	0	0	36	27.9	35	20 to 30	61.1	12	33.3
17/04/2024	14:00	2	2	4	6	6	4	1	0	0	0	0	0	0	0	0	0	0	0	0	0	25	27.6	36.2	25 to 35	48.0	11	44.0
17/04/2024	15:00	1	0	0	7	5	3	0	0	0	0	0	0	0	0	0	0	0	0	0	0	16	29.4	36.7	25 to 35	75.0	8	50.0
17/04/2024	16:00	3	2	3	8	5	2	1	1	0	0	0	0	0	0	0	0	0	0	0	0	25	26.9	35	25 to 35	52.0	9	36.0
17/04/2024	17:00	5	1	2	5	6	2	1	0	0	0	0	0	0	0	0	0	0	0	0	0	22	24.7	35	25 to 35	50.0	9	40.9
17/04/2024	18:00	0	0	4	14	6	1	0	0	0	0	0	0	0	0	0	0	0	0	0	0	25	28	32.5	25 to 35	80.0	7	28.0
17/04/2024	19:00	0	0	1	2	3	0	0	0	0	0	0	0	0	0	0	0	0	0	0	0	6	28.7	33.3	25 to 35	83.3	3	50.0
17/04/2024	20:00	0	0	0	5	5	1	0	0	0	0	0	0	0	0	0	0	0	0	0	0	11	30.3	34	25 to 35	90.9	6	54.5
17/04/2024	21:00	0	0	0	1	1	0	0	0	0	0	0	0	0	0	0	0	0	0	0	0	2	29.5	35	25 to 35	100.0	1	50.0
17/04/2024	22:00	0	0	0	0	0	0	0	0	0	0	0	0	0	0	0	0	0	0	0	0	0	0	0	*	*	*	*
17/04/2024	23:00	0	0	0	0	0	0	0	0	0	0	0	0	0	0	0	0	0	0	0	0	0	0	0	*	*	*	*
24 Hr Summary		27	12	53	127	85	35	5	1	0	0	0	0	0	0	0	0	0	0	0	0	345	27.2	34.4	25 to 35	61.4	126	36.5

Incoming Histogram

Tivetshall

from Mon-Apr-01-2024-09-00-AM to Tue-Apr-30-2024-11-59-PM

Date	Starting Hr:min	<15	15 to <20	20 to <25	25 to <30	30 to <35	35 to <40	40 to <45	45 to <50	50 to <55	55 to <60	60 to <65	65 to <70	70 to <75	75 to <80	80 to <85	85 to <90	90 to <95	95 to <100	100 to >105	Total Counts	Avg Speed (MPH)	85pet Speed	10MPH Pace	% in pace	# of Speeders	% Speeders	
18/04/2024	00:00	0	0	0	0	0	0	0	0	0	0	0	0	0	0	0	0	0	0	0	0	0	0	*	*	*	*	
18/04/2024	01:00	0	0	0	0	0	0	0	0	0	0	0	0	0	0	0	0	0	0	0	0	0	0	*	*	*	*	
18/04/2024	02:00	0	0	0	0	0	0	0	0	0	0	0	0	0	0	0	0	0	0	0	0	0	0	*	*	*	*	
18/04/2024	03:00	0	0	0	0	0	0	0	0	0	0	0	0	0	0	0	0	0	0	0	0	0	0	*	*	*	*	
18/04/2024	04:00	0	0	0	0	0	0	0	0	0	0	0	0	0	0	0	0	0	0	0	0	0	0	*	*	*	*	
18/04/2024	05:00	0	1	0	2	0	0	0	0	0	0	0	0	0	0	0	0	0	0	0	0	3	23.7	30	20 to 30	66.7	*	*
18/04/2024	06:00	0	2	0	5	1	0	1	0	0	0	0	0	0	0	0	0	0	0	0	0	9	27.2	35	25 to 35	66.7	2	22.2
18/04/2024	07:00	0	1	0	6	3	2	0	0	0	0	0	0	0	0	0	0	0	0	0	0	12	29.3	35	25 to 35	75.0	5	41.7
18/04/2024	08:00	1	1	4	16	4	4	0	0	0	0	0	0	0	0	0	0	0	0	0	0	30	27.8	35	20 to 30	66.7	8	26.7
18/04/2024	09:00	1	2	2	10	6	0	1	0	0	0	0	0	0	0	0	0	0	0	0	0	22	26.9	33.3	25 to 35	72.7	7	31.8
18/04/2024	10:00	0	1	4	9	8	1	0	0	0	0	0	0	0	0	0	0	0	0	0	0	23	28.1	33.8	25 to 35	73.9	9	39.1
18/04/2024	11:00	3	2	5	8	3	3	0	0	0	0	0	0	0	0	0	0	0	0	0	0	24	25.1	33.3	20 to 30	54.2	6	25.0
18/04/2024	12:00	0	2	5	4	3	1	0	0	0	0	0	0	0	0	0	0	0	0	0	0	15	25.9	33.3	20 to 30	60.0	4	26.7
18/04/2024	13:00	0	0	6	11	1	1	0	0	0	0	0	0	0	0	0	0	0	0	0	0	19	26.5	29.5	20 to 30	89.5	2	10.5
18/04/2024	14:00	2	1	5	20	9	3	0	0	0	0	0	0	0	0	0	0	0	0	0	0	40	27.6	33.3	25 to 35	72.5	12	30.0
18/04/2024	15:00	1	2	1	3	11	2	1	0	0	0	0	0	0	0	0	0	0	0	0	0	21	29.6	35	25 to 35	66.7	14	66.7
18/04/2024	16:00	2	3	5	8	7	3	0	0	0	0	0	0	0	0	0	0	0	0	0	0	28	26.4	34.3	25 to 35	53.6	10	35.7
18/04/2024	17:00	2	1	0	5	7	3	0	0	0	0	0	0	0	0	0	0	0	0	0	0	18	28.6	35	25 to 35	66.7	10	55.6
18/04/2024	18:00	0	1	1	2	4	1	0	0	0	0	0	0	0	0	0	0	0	0	0	0	9	28.7	35	25 to 35	66.7	5	55.6
18/04/2024	19:00	0	0	0	1	1	0	1	0	0	0	0	0	0	0	0	0	0	0	0	0	3	33.7	45	25 to 35	66.7	2	66.7
18/04/2024	20:00	0	0	2	4	5	0	0	0	0	0	0	0	0	0	0	0	0	0	0	0	11	28.5	33	25 to 35	81.8	5	45.5
18/04/2024	21:00	0	0	1	1	1	1	0	0	0	0	0	0	0	0	0	0	0	0	0	0	4	29.5	35	20 to 30	50.0	2	50.0
18/04/2024	22:00	0	0	0	0	0	0	0	0	1	0	0	0	0	0	0	0	0	0	0	0	1	52	55	45 to 55	100.0	1	100.0
18/04/2024	23:00	0	0	0	0	0	0	0	0	0	0	0	0	0	0	0	0	0	0	0	0	0	0	*	*	*	*	
24 Hr Summary		12	20	41	115	74	25	4	0	1	0	0	0	0	0	0	0	0	0	0	292	27.6	34.1	25 to 35	64.7	104	35.6	

Incoming Histogram

Tivetshall

from Mon-Apr-01-2024-09-00-AM to Tue-Apr-30-2024-11-59-PM

Date	Starting Hr:min	<15	15 to <20	20 to <25	25 to <30	30 to <35	35 to <40	40 to <45	45 to <50	50 to <55	55 to <60	60 to <65	65 to <70	70 to <75	75 to <80	80 to <85	85 to <90	90 to <95	95 to <100	100 to >105	Total Counts	Avg Speed (MPH)	85pet Speed	10MPH Pace	% in pace	# of Speeders	% Speeders	
19/04/2024	00:00	0	1	0	0	0	0	0	0	0	0	0	0	0	0	0	0	0	0	0	0	1	17	20	10 to 20	100.0	*	*
19/04/2024	01:00	0	0	0	0	0	0	0	0	0	0	0	0	0	0	0	0	0	0	0	0	0	0	0	*	*	*	*
19/04/2024	02:00	0	0	0	0	0	0	0	0	0	0	0	0	0	0	0	0	0	0	0	0	0	0	0	*	*	*	*
19/04/2024	03:00	0	0	0	0	0	0	0	0	0	0	0	0	0	0	0	0	0	0	0	0	0	0	0	*	*	*	*
19/04/2024	04:00	0	0	0	0	0	0	0	0	0	0	0	0	0	0	0	0	0	0	0	0	0	0	0	*	*	*	*
19/04/2024	05:00	0	0	0	0	0	1	0	0	0	0	0	0	0	0	0	0	0	0	0	0	1	37	40	30 to 40	100.0	1	100.0
19/04/2024	06:00	1	1	2	5	4	3	1	0	0	0	0	0	0	0	0	0	0	0	0	0	17	28.9	36.7	25 to 35	52.9	8	47.1
19/04/2024	07:00	1	0	1	4	4	5	1	0	0	0	0	0	0	0	0	0	0	0	0	0	16	30.9	39	30 to 40	56.3	10	62.5
19/04/2024	08:00	1	1	3	6	5	1	0	0	0	0	0	0	0	0	0	0	0	0	0	0	17	26.9	33	25 to 35	64.7	6	35.3
19/04/2024	09:00	1	2	2	5	10	1	0	0	0	0	0	0	0	0	0	0	0	0	0	0	21	28	34	25 to 35	71.4	11	52.4
19/04/2024	10:00	0	0	2	8	7	0	0	0	0	0	0	0	0	0	0	0	0	0	0	0	17	28.6	32.9	25 to 35	88.2	7	41.2
19/04/2024	11:00	0	1	2	6	5	0	0	0	0	0	0	0	0	0	0	0	0	0	0	0	14	27.5	33	25 to 35	78.6	5	35.7
19/04/2024	12:00	1	0	2	12	7	0	0	0	0	0	0	0	0	0	0	0	0	0	0	0	22	27.6	32.9	25 to 35	86.4	7	31.8
19/04/2024	13:00	1	0	5	6	4	4	0	0	0	0	0	0	0	0	0	0	0	0	0	0	20	28.2	36.2	20 to 30	55.0	8	40.0
19/04/2024	14:00	0	0	2	9	7	3	1	0	0	0	0	0	0	0	0	0	0	0	0	0	22	30.3	36.7	25 to 35	72.7	11	50.0
19/04/2024	15:00	0	2	4	10	10	5	2	0	0	0	0	0	0	0	0	0	0	0	0	0	33	29.9	37	25 to 35	60.6	17	51.5
19/04/2024	16:00	0	0	1	6	8	4	1	0	0	0	0	0	0	0	0	0	0	0	0	0	20	31.6	37.5	25 to 35	70.0	13	65.0
19/04/2024	17:00	0	1	1	5	13	0	1	0	0	0	0	0	0	0	0	0	0	0	0	0	21	30.3	34.2	25 to 35	85.7	14	66.7
19/04/2024	18:00	1	1	1	2	0	0	0	0	0	0	0	0	0	0	0	0	0	0	0	0	5	21	27.5	20 to 30	60.0	*	*
19/04/2024	19:00	0	1	0	5	2	0	0	0	0	0	0	0	0	0	0	0	0	0	0	0	8	27.1	32.5	25 to 35	87.5	2	25.0
19/04/2024	20:00	0	0	1	2	2	2	1	0	0	0	0	0	0	0	0	0	0	0	0	0	8	32.1	40	25 to 35	50.0	5	62.5
19/04/2024	21:00	0	0	0	2	0	2	0	0	0	0	0	0	0	0	0	0	0	0	0	0	4	32	37.5	20 to 30	50.0	2	50.0
19/04/2024	22:00	0	0	0	2	0	0	0	0	0	0	0	0	0	0	0	0	0	0	0	0	2	27	30	20 to 30	100.0	*	*
19/04/2024	23:00	0	0	0	0	1	0	0	0	0	0	0	0	0	0	0	0	0	0	0	0	1	32	35	25 to 35	100.0	1	100.0
24 Hr Summary		7	11	29	95	89	31	8	0	0	0	0	0	0	0	0	0	0	0	0	270	29.1	34.9	25 to 35	68.1	128	47.4	

Incoming Histogram

Tivetshall

from Mon-Apr-01-2024-09-00-AM to Tue-Apr-30-2024-11-59-PM

Date	Starting Hr:min	<15	15 to <20	20 to <25	25 to <30	30 to <35	35 to <40	40 to <45	45 to <50	50 to <55	55 to <60	60 to <65	65 to <70	70 to <75	75 to <80	80 to <85	85 to <90	90 to <95	95 to <100	100 to >105	Total Counts	Avg Speed (MPH)	85pet Speed	10MPH Pace	% in pace	# of Speeders	% Speeders	
20/04/2024	00:00	0	0	0	0	0	0	0	0	0	0	0	0	0	0	0	0	0	0	0	0	0	0	*	*	*	*	
20/04/2024	01:00	0	0	0	0	0	0	0	0	0	0	0	0	0	0	0	0	0	0	0	0	0	0	*	*	*	*	
20/04/2024	02:00	0	0	0	0	0	0	0	0	0	0	0	0	0	0	0	0	0	0	0	0	0	0	*	*	*	*	
20/04/2024	03:00	0	0	0	0	0	0	0	0	0	0	0	0	0	0	0	0	0	0	0	0	0	0	*	*	*	*	
20/04/2024	04:00	0	0	0	0	0	0	0	0	0	0	0	0	0	0	0	0	0	0	0	0	0	0	*	*	*	*	
20/04/2024	05:00	0	0	0	1	0	0	0	0	0	0	0	0	0	0	0	0	0	0	0	0	1	27	30	20 to 30	100.0	*	*
20/04/2024	06:00	0	0	0	2	0	0	0	0	0	0	0	0	0	0	0	0	0	0	0	0	2	27	30	20 to 30	100.0	*	*
20/04/2024	07:00	0	0	6	5	1	1	0	0	0	0	0	0	0	0	0	0	0	0	0	0	13	26	30	20 to 30	84.6	2	15.4
20/04/2024	08:00	2	0	5	6	5	0	1	0	0	0	0	0	0	0	0	0	0	0	0	0	19	26.2	33	20 to 30	57.9	6	31.6
20/04/2024	09:00	2	2	1	9	4	1	0	1	0	0	0	0	0	0	0	0	0	0	0	0	20	26.6	33.8	25 to 35	65.0	6	30.0
20/04/2024	10:00	1	3	8	12	10	0	0	0	0	0	0	0	0	0	0	0	0	0	0	0	34	26	32.5	25 to 35	64.7	10	29.4
20/04/2024	11:00	1	0	3	13	4	2	0	0	0	0	0	0	0	0	0	0	0	0	0	0	23	27.6	33.8	25 to 35	73.9	6	26.1
20/04/2024	12:00	15	2	10	8	3	2	0	0	0	0	0	0	0	0	0	0	0	0	0	0	40	20.5	29.4	20 to 30	45.0	5	12.5
20/04/2024	13:00	1	2	2	9	6	0	1	0	0	0	0	0	0	0	0	0	0	0	0	0	21	27.1	33.3	25 to 35	71.4	7	33.3
20/04/2024	14:00	3	1	4	6	6	2	0	0	0	0	0	0	0	0	0	0	0	0	0	0	22	26.1	34.2	25 to 35	54.5	8	36.4
20/04/2024	15:00	0	1	5	5	5	3	0	0	0	0	0	0	0	0	0	0	0	0	0	0	19	28.3	35	20 to 30	52.6	8	42.1
20/04/2024	16:00	0	0	2	14	4	3	1	0	0	0	0	0	0	0	0	0	0	0	0	0	24	29.5	35	25 to 35	75.0	8	33.3
20/04/2024	17:00	0	1	0	5	4	0	1	0	0	0	0	0	0	0	0	0	0	0	0	0	11	29.5	33.8	25 to 35	81.8	5	45.5
20/04/2024	18:00	0	0	2	1	3	3	0	0	0	0	0	0	0	0	0	0	0	0	0	0	9	31	38.3	30 to 40	66.7	6	66.7
20/04/2024	19:00	4	3	2	1	4	0	0	0	0	0	0	0	0	0	0	0	0	0	0	0	14	20	32.5	15 to 25	35.7	4	28.6
20/04/2024	20:00	0	1	1	1	1	1	0	0	0	0	0	0	0	0	0	0	0	0	0	0	5	27	35	15 to 25	40.0	2	40.0
20/04/2024	21:00	0	0	0	7	1	0	1	0	0	0	0	0	0	0	0	0	0	0	0	0	9	29.4	35	25 to 35	88.9	2	22.2
20/04/2024	22:00	3	0	1	2	1	0	0	0	0	0	0	0	0	0	0	0	0	0	0	0	7	20	30	5 to 15	42.9	1	14.3
20/04/2024	23:00	0	0	0	0	0	0	0	0	0	0	0	0	0	0	0	0	0	0	0	0	0	0	0	*	*	*	*
24 Hr Summary		32	16	52	107	62	18	5	1	0	0	0	0	0	0	0	0	0	0	0	0	293	25.9	33.4	25 to 35	57.7	86	29.4

Incoming Histogram

Tivetshall

from Mon-Apr-01-2024-09-00-AM to Tue-Apr-30-2024-11-59-PM

Date	Starting Hr:min	<15	15 to <20	20 to <25	25 to <30	30 to <35	35 to <40	40 to <45	45 to <50	50 to <55	55 to <60	60 to <65	65 to <70	70 to <75	75 to <80	80 to <85	85 to <90	90 to <95	95 to <100	100 to >105	Total Counts	Avg Speed (MPH)	85pet Speed	10MPH Pace	% in pace	# of Speeders	% Speeders	
21/04/2024	00:00	0	0	0	1	0	0	0	0	0	0	0	0	0	0	0	0	0	0	0	0	1	27	30	20 to 30	100.0	*	*
21/04/2024	01:00	0	0	0	0	0	0	0	0	0	0	0	0	0	0	0	0	0	0	0	0	0	0	0	*	*	*	*
21/04/2024	02:00	0	0	0	0	0	0	0	0	0	0	0	0	0	0	0	0	0	0	0	0	0	0	0	*	*	*	*
21/04/2024	03:00	0	0	0	0	0	0	0	0	0	0	0	0	0	0	0	0	0	0	0	0	0	0	0	*	*	*	*
21/04/2024	04:00	0	0	0	0	0	0	0	0	0	0	0	0	0	0	0	0	0	0	0	0	0	0	0	*	*	*	*
21/04/2024	05:00	0	0	0	0	0	0	0	0	0	0	0	0	0	0	0	0	0	0	0	0	0	0	0	*	*	*	*
21/04/2024	06:00	0	2	0	0	1	0	0	0	1	0	0	0	0	0	0	0	0	0	0	0	4	29.5	35	10 to 20	50.0	2	50.0
21/04/2024	07:00	0	0	0	0	2	0	0	0	0	0	0	0	0	0	0	0	0	0	0	0	2	32	35	25 to 35	100.0	2	100.0
21/04/2024	08:00	0	0	0	1	2	0	0	1	0	0	0	0	0	0	0	0	0	0	0	0	4	34.5	35	25 to 35	75.0	3	75.0
21/04/2024	09:00	0	0	1	2	1	0	0	0	0	0	0	0	0	0	0	0	0	0	0	0	4	27	30	20 to 30	75.0	1	25.0
21/04/2024	10:00	1	0	0	9	2	0	0	0	0	0	0	0	0	0	0	0	0	0	0	0	12	26.3	30	25 to 35	91.7	2	16.7
21/04/2024	11:00	1	1	1	13	3	1	0	0	0	0	0	0	0	0	0	0	0	0	0	0	20	27	31.7	25 to 35	80.0	4	20.0
21/04/2024	12:00	0	1	0	9	5	2	0	0	0	0	0	0	0	0	0	0	0	0	0	0	17	29.2	34	25 to 35	82.4	7	41.2
21/04/2024	13:00	0	0	0	4	4	0	0	0	0	0	0	0	0	0	0	0	0	0	0	0	8	29.6	33.8	25 to 35	100.0	4	50.0
21/04/2024	14:00	0	0	2	9	2	3	0	0	0	0	0	0	0	0	0	0	0	0	0	0	16	29.1	36.7	20 to 30	68.8	5	31.3
21/04/2024	15:00	29	1	2	6	6	1	0	0	0	0	0	0	0	0	0	0	0	0	0	0	45	14.9	30	0 to 10	64.4	7	15.6
21/04/2024	16:00	0	0	2	3	8	1	0	0	0	0	0	0	0	0	0	0	0	0	0	0	14	30	34.4	25 to 35	78.6	9	64.3
21/04/2024	17:00	0	1	0	2	5	1	0	0	0	0	0	0	0	0	0	0	0	0	0	0	9	29.9	35	25 to 35	77.8	6	66.7
21/04/2024	18:00	1	0	1	5	3	3	1	0	0	0	0	0	0	0	0	0	0	0	0	0	14	29.9	38.3	25 to 35	57.1	7	50.0
21/04/2024	19:00	0	2	0	1	3	0	0	0	0	0	0	0	0	0	0	0	0	0	0	0	6	26.2	33.3	25 to 35	66.7	3	50.0
21/04/2024	20:00	0	0	0	2	0	1	0	0	0	0	0	0	0	0	0	0	0	0	0	0	3	30.3	40	20 to 30	66.7	1	33.3
21/04/2024	21:00	0	0	0	0	1	0	0	0	0	0	0	0	0	0	0	0	0	0	0	0	1	32	35	25 to 35	100.0	1	100.0
21/04/2024	22:00	0	0	0	0	0	1	0	0	0	0	0	0	0	0	0	0	0	0	0	0	1	37	40	30 to 40	100.0	1	100.0
21/04/2024	23:00	0	0	0	0	0	0	0	0	0	0	0	0	0	0	0	0	0	0	0	0	0	0	0	*	*	*	*
24 Hr Summary		32	8	9	67	48	14	1	1	1	0	0	0	0	0	0	0	0	0	0	0	181	25.4	34	25 to 35	63.5	65	35.9

Incoming Histogram

Tivetshall

from Mon-Apr-01-2024-09-00-AM to Tue-Apr-30-2024-11-59-PM

Date	Starting Hr:min	<15	15 to <20	20 to <25	25 to <30	30 to <35	35 to <40	40 to <45	45 to <50	50 to <55	55 to <60	60 to <65	65 to <70	70 to <75	75 to <80	80 to <85	85 to <90	90 to <95	95 to <100	100 to >105	Total Counts	Avg Speed (MPH)	85pet Speed	10MPH Pace	% in pace	# of Speeders	% Speeders	
22/04/2024	00:00	0	0	0	1	0	0	0	0	0	0	0	0	0	0	0	0	0	0	0	0	1	27	30	20 to 30	100.0	*	*
22/04/2024	01:00	0	1	1	0	0	0	0	0	0	0	0	0	0	0	0	0	0	0	0	0	2	19.5	25	15 to 25	100.0	*	*
22/04/2024	02:00	0	0	0	0	1	0	0	0	0	0	0	0	0	0	0	0	0	0	0	0	1	32	35	25 to 35	100.0	1	100.0
22/04/2024	03:00	0	0	0	0	0	0	0	0	0	0	0	0	0	0	0	0	0	0	0	0	0	0	0	*	*	*	*
22/04/2024	04:00	0	0	0	0	0	0	0	0	0	0	0	0	0	0	0	0	0	0	0	0	0	0	0	*	*	*	*
22/04/2024	05:00	0	0	0	0	1	1	0	0	0	0	0	0	0	0	0	0	0	0	0	0	2	34.5	40	30 to 40	100.0	2	100.0
22/04/2024	06:00	2	2	1	8	5	0	2	0	0	0	0	0	0	0	0	0	0	0	0	0	20	27.1	34	25 to 35	65.0	7	35.0
22/04/2024	07:00	4	0	4	14	10	6	0	0	0	0	0	0	0	0	0	0	0	0	0	0	38	27.5	35	25 to 35	63.2	16	42.1
22/04/2024	08:00	0	0	0	5	12	2	2	1	0	0	0	0	0	0	0	0	0	0	0	0	22	33	40	25 to 35	77.3	17	77.3
22/04/2024	09:00	4	0	3	13	3	4	0	0	0	0	0	0	0	0	0	0	0	0	0	0	27	26.6	35	20 to 30	59.3	7	25.9
22/04/2024	10:00	4	1	3	6	10	0	1	0	0	0	0	0	0	0	0	0	0	0	0	0	25	26	33.5	25 to 35	64.0	11	44.0
22/04/2024	11:00	1	0	4	18	10	2	0	0	0	0	0	0	0	0	0	0	0	0	0	0	35	28.1	33.5	25 to 35	80.0	12	34.3
22/04/2024	12:00	1	0	2	13	11	1	0	0	0	0	0	0	0	0	0	0	0	0	0	0	28	28.6	33.6	25 to 35	85.7	12	42.9
22/04/2024	13:00	1	2	4	15	4	1	1	0	0	0	0	0	0	0	0	0	0	0	0	0	28	26.9	32.5	20 to 30	67.9	6	21.4
22/04/2024	14:00	0	1	1	18	15	9	1	0	0	0	0	0	0	0	0	0	0	0	0	0	45	31	36.7	25 to 35	73.3	25	55.6
22/04/2024	15:00	0	1	1	9	9	4	1	1	0	0	0	0	0	0	0	0	0	0	0	0	26	31.3	37.5	25 to 35	69.2	15	57.7
22/04/2024	16:00	0	1	0	7	14	0	3	1	0	0	0	0	0	0	0	0	0	0	0	0	26	32	35	25 to 35	80.8	18	69.2
22/04/2024	17:00	1	1	2	11	7	3	1	0	0	0	0	0	0	0	0	0	0	0	0	0	26	29	35	25 to 35	69.2	11	42.3
22/04/2024	18:00	1	0	1	3	6	1	1	0	0	0	0	0	0	0	0	0	0	0	0	0	13	29.5	35	25 to 35	69.2	8	61.5
22/04/2024	19:00	1	1	0	3	2	0	0	0	0	0	0	0	0	0	0	0	0	0	0	0	7	24.3	32.5	25 to 35	71.4	2	28.6
22/04/2024	20:00	0	0	0	4	0	0	0	0	0	0	0	0	0	0	0	0	0	0	0	0	4	27.3	28.8	20 to 30	100.0	*	*
22/04/2024	21:00	0	0	0	0	1	0	0	0	0	0	0	0	0	0	0	0	0	0	0	0	1	32	35	25 to 35	100.0	1	100.0
22/04/2024	22:00	0	0	0	0	0	0	0	0	0	0	0	0	0	0	0	0	0	0	0	0	0	0	0	*	*	*	*
22/04/2024	23:00	0	0	0	0	0	0	0	0	0	0	0	0	0	0	0	0	0	0	0	0	0	0	0	*	*	*	*
24 Hr Summary		20	11	27	148	121	34	13	3	0	0	0	0	0	0	0	0	0	0	0	0	377	28.8	34.7	25 to 35	71.4	171	45.4

Incoming Histogram

Tivetshall

from Mon-Apr-01-2024-09-00-AM to Tue-Apr-30-2024-11-59-PM

Date	Starting Hr:min	<15	15 to <20	20 to <25	25 to <30	30 to <35	35 to <40	40 to <45	45 to <50	50 to <55	55 to <60	60 to <65	65 to <70	70 to <75	75 to <80	80 to <85	85 to <90	90 to <95	95 to <100	100 to >105	Total Counts	Avg Speed (MPH)	85pet Speed	10MPH Pace	% in pace	# of Speeders	% Speeders	
23/04/2024	00:00	0	0	0	0	0	0	0	0	0	0	0	0	0	0	0	0	0	0	0	0	0	0	*	*	*	*	
23/04/2024	01:00	0	0	0	0	0	0	0	0	0	0	0	0	0	0	0	0	0	0	0	0	0	0	0	*	*	*	*
23/04/2024	02:00	0	0	0	0	0	0	0	0	0	0	0	0	0	0	0	0	0	0	0	0	0	0	0	*	*	*	*
23/04/2024	03:00	0	0	0	0	0	0	0	0	0	0	0	0	0	0	0	0	0	0	0	0	0	0	0	*	*	*	*
23/04/2024	04:00	0	0	0	0	0	0	0	1	0	0	0	0	0	0	0	0	0	0	0	0	1	47	50	40 to 50	100.0	1	100.0
23/04/2024	05:00	0	0	0	1	0	0	0	0	0	0	0	0	0	0	0	0	0	0	0	0	1	27	30	20 to 30	100.0	*	*
23/04/2024	06:00	0	0	0	0	1	0	0	0	0	0	0	0	0	0	0	0	0	0	0	0	1	32	35	25 to 35	100.0	1	100.0
23/04/2024	07:00	*	*	*	*	*	*	*	*	*	*	*	*	*	*	*	*	*	*	*	*	*	*	*	*	*	*	*
23/04/2024	08:00	*	*	*	*	*	*	*	*	*	*	*	*	*	*	*	*	*	*	*	*	*	*	*	*	*	*	*
23/04/2024	09:00	*	*	*	*	*	*	*	*	*	*	*	*	*	*	*	*	*	*	*	*	*	*	*	*	*	*	*
23/04/2024	10:00	*	*	*	*	*	*	*	*	*	*	*	*	*	*	*	*	*	*	*	*	*	*	*	*	*	*	*
23/04/2024	11:00	*	*	*	*	*	*	*	*	*	*	*	*	*	*	*	*	*	*	*	*	*	*	*	*	*	*	*
23/04/2024	12:00	*	*	*	*	*	*	*	*	*	*	*	*	*	*	*	*	*	*	*	*	*	*	*	*	*	*	*
23/04/2024	13:00	*	*	*	*	*	*	*	*	*	*	*	*	*	*	*	*	*	*	*	*	*	*	*	*	*	*	*
23/04/2024	14:00	*	*	*	*	*	*	*	*	*	*	*	*	*	*	*	*	*	*	*	*	*	*	*	*	*	*	*
23/04/2024	15:00	*	*	*	*	*	*	*	*	*	*	*	*	*	*	*	*	*	*	*	*	*	*	*	*	*	*	*
23/04/2024	16:00	*	*	*	*	*	*	*	*	*	*	*	*	*	*	*	*	*	*	*	*	*	*	*	*	*	*	*
23/04/2024	17:00	*	*	*	*	*	*	*	*	*	*	*	*	*	*	*	*	*	*	*	*	*	*	*	*	*	*	*
23/04/2024	18:00	*	*	*	*	*	*	*	*	*	*	*	*	*	*	*	*	*	*	*	*	*	*	*	*	*	*	*
23/04/2024	19:00	*	*	*	*	*	*	*	*	*	*	*	*	*	*	*	*	*	*	*	*	*	*	*	*	*	*	*
23/04/2024	20:00	*	*	*	*	*	*	*	*	*	*	*	*	*	*	*	*	*	*	*	*	*	*	*	*	*	*	*
23/04/2024	21:00	*	*	*	*	*	*	*	*	*	*	*	*	*	*	*	*	*	*	*	*	*	*	*	*	*	*	*
23/04/2024	22:00	*	*	*	*	*	*	*	*	*	*	*	*	*	*	*	*	*	*	*	*	*	*	*	*	*	*	*
23/04/2024	23:00	*	*	*	*	*	*	*	*	*	*	*	*	*	*	*	*	*	*	*	*	*	*	*	*	*	*	*
24 Hr Summary		0	0	0	1	1	0	0	1	0	0	0	0	0	0	0	0	0	0	0	0	3	35.3	50	25 to 35	66.7	2	66.7

Incoming Histogram

Tivetshall

from Mon-Apr-01-2024-09-00-AM to Tue-Apr-30-2024-11-59-PM

Date	Starting Hr:min	<15	15 to <20	20 to <25	25 to <30	30 to <35	35 to <40	40 to <45	45 to <50	50 to <55	55 to <60	60 to <65	65 to <70	70 to <75	75 to <80	80 to <85	85 to <90	90 to <95	95 to <100	100 to >105	Total Counts	Avg Speed (MPH)	85pct Speed	10MPH Pace	% in pace	# of Speeders	% Speeders
24/04/2024	00:00	*	*	*	*	*	*	*	*	*	*	*	*	*	*	*	*	*	*	*	*	*	*	*	*	*	*
24/04/2024	01:00	*	*	*	*	*	*	*	*	*	*	*	*	*	*	*	*	*	*	*	*	*	*	*	*	*	*
24/04/2024	02:00	*	*	*	*	*	*	*	*	*	*	*	*	*	*	*	*	*	*	*	*	*	*	*	*	*	*
24/04/2024	03:00	*	*	*	*	*	*	*	*	*	*	*	*	*	*	*	*	*	*	*	*	*	*	*	*	*	*
24/04/2024	04:00	*	*	*	*	*	*	*	*	*	*	*	*	*	*	*	*	*	*	*	*	*	*	*	*	*	*
24/04/2024	05:00	*	*	*	*	*	*	*	*	*	*	*	*	*	*	*	*	*	*	*	*	*	*	*	*	*	*
24/04/2024	06:00	*	*	*	*	*	*	*	*	*	*	*	*	*	*	*	*	*	*	*	*	*	*	*	*	*	*
24/04/2024	07:00	*	*	*	*	*	*	*	*	*	*	*	*	*	*	*	*	*	*	*	*	*	*	*	*	*	*
24/04/2024	08:00	*	*	*	*	*	*	*	*	*	*	*	*	*	*	*	*	*	*	*	*	*	*	*	*	*	*
24/04/2024	09:00	*	*	*	*	*	*	*	*	*	*	*	*	*	*	*	*	*	*	*	*	*	*	*	*	*	*
24/04/2024	10:00	*	*	*	*	*	*	*	*	*	*	*	*	*	*	*	*	*	*	*	*	*	*	*	*	*	*
24/04/2024	11:00	*	*	*	*	*	*	*	*	*	*	*	*	*	*	*	*	*	*	*	*	*	*	*	*	*	*
24/04/2024	12:00	*	*	*	*	*	*	*	*	*	*	*	*	*	*	*	*	*	*	*	*	*	*	*	*	*	*
24/04/2024	13:00	*	*	*	*	*	*	*	*	*	*	*	*	*	*	*	*	*	*	*	*	*	*	*	*	*	*
24/04/2024	14:00	*	*	*	*	*	*	*	*	*	*	*	*	*	*	*	*	*	*	*	*	*	*	*	*	*	*
24/04/2024	15:00	*	*	*	*	*	*	*	*	*	*	*	*	*	*	*	*	*	*	*	*	*	*	*	*	*	*
24/04/2024	16:00	*	*	*	*	*	*	*	*	*	*	*	*	*	*	*	*	*	*	*	*	*	*	*	*	*	*
24/04/2024	17:00	*	*	*	*	*	*	*	*	*	*	*	*	*	*	*	*	*	*	*	*	*	*	*	*	*	*
24/04/2024	18:00	*	*	*	*	*	*	*	*	*	*	*	*	*	*	*	*	*	*	*	*	*	*	*	*	*	*
24/04/2024	19:00	*	*	*	*	*	*	*	*	*	*	*	*	*	*	*	*	*	*	*	*	*	*	*	*	*	*
24/04/2024	20:00	*	*	*	*	*	*	*	*	*	*	*	*	*	*	*	*	*	*	*	*	*	*	*	*	*	*
24/04/2024	21:00	*	*	*	*	*	*	*	*	*	*	*	*	*	*	*	*	*	*	*	*	*	*	*	*	*	*
24/04/2024	22:00	*	*	*	*	*	*	*	*	*	*	*	*	*	*	*	*	*	*	*	*	*	*	*	*	*	*
24/04/2024	23:00	*	*	*	*	*	*	*	*	*	*	*	*	*	*	*	*	*	*	*	*	*	*	*	*	*	*
24 Hr Summary		0	0	0	0	0	0	0	0	0	0	0	0	0	0	0	0	0	0	0	0	0	0	0	*	*	*

Incoming Histogram

Tivetshall

from Mon-Apr-01-2024-09-00-AM to Tue-Apr-30-2024-11-59-PM

Date	Starting Hr:min	<15	15 to <20	20 to <25	25 to <30	30 to <35	35 to <40	40 to <45	45 to <50	50 to <55	55 to <60	60 to <65	65 to <70	70 to <75	75 to <80	80 to <85	85 to <90	90 to <95	95 to <100	100 to >105	Total Counts	Avg Speed (MPH)	85pet Speed	10MPH Pace	% in pace	# of Speeders	% Speeders	
25/04/2024	00:00	*	*	*	*	*	*	*	*	*	*	*	*	*	*	*	*	*	*	*	*	*	*	*	*	*	*	
25/04/2024	01:00	*	*	*	*	*	*	*	*	*	*	*	*	*	*	*	*	*	*	*	*	*	*	*	*	*	*	
25/04/2024	02:00	*	*	*	*	*	*	*	*	*	*	*	*	*	*	*	*	*	*	*	*	*	*	*	*	*	*	
25/04/2024	03:00	*	*	*	*	*	*	*	*	*	*	*	*	*	*	*	*	*	*	*	*	*	*	*	*	*	*	
25/04/2024	04:00	*	*	*	*	*	*	*	*	*	*	*	*	*	*	*	*	*	*	*	*	*	*	*	*	*	*	
25/04/2024	05:00	*	*	*	*	*	*	*	*	*	*	*	*	*	*	*	*	*	*	*	*	*	*	*	*	*	*	
25/04/2024	06:00	*	*	*	*	*	*	*	*	*	*	*	*	*	*	*	*	*	*	*	*	*	*	*	*	*	*	
25/04/2024	07:00	*	*	*	*	*	*	*	*	*	*	*	*	*	*	*	*	*	*	*	*	*	*	*	*	*	*	
25/04/2024	08:00	*	*	*	*	*	*	*	*	*	*	*	*	*	*	*	*	*	*	*	*	*	*	*	*	*	*	
25/04/2024	09:00	*	*	*	*	*	*	*	*	*	*	*	*	*	*	*	*	*	*	*	*	*	*	*	*	*	*	
25/04/2024	10:00	*	*	*	*	*	*	*	*	*	*	*	*	*	*	*	*	*	*	*	*	*	*	*	*	*	*	
25/04/2024	11:00	0	0	3	2	5	0	0	0	0	0	0	0	0	0	0	0	0	0	0	0	10	28.3	33	25 to 35	70.0	5	50.0
25/04/2024	12:00	1	0	3	10	4	1	0	0	0	0	0	0	0	0	0	0	0	0	0	0	19	27.1	32.5	25 to 35	73.7	5	26.3
25/04/2024	13:00	0	0	2	11	10	0	1	0	0	0	0	0	0	0	0	0	0	0	0	0	24	29.5	33.5	25 to 35	87.5	11	45.8
25/04/2024	14:00	6	0	2	18	13	5	2	0	0	0	0	0	0	0	0	0	0	0	0	0	46	28.1	35	25 to 35	67.4	20	43.5
25/04/2024	15:00	2	0	4	20	9	4	1	0	0	0	0	0	0	0	0	0	0	0	0	0	40	28.3	34.4	25 to 35	72.5	14	35.0
25/04/2024	16:00	0	1	6	12	7	4	1	1	0	0	0	0	0	0	0	0	0	0	0	0	32	29.4	36.2	25 to 35	59.4	13	40.6
25/04/2024	17:00	2	2	5	9	5	4	1	0	0	0	0	0	0	0	0	0	0	0	0	0	28	27.4	36.2	20 to 30	50.0	10	35.7
25/04/2024	18:00	0	0	2	2	1	1	0	0	0	0	0	0	0	0	0	0	0	0	0	0	6	27.8	35	20 to 30	66.7	2	33.3
25/04/2024	19:00	0	0	1	6	1	1	0	0	0	0	0	0	0	0	0	0	0	0	0	0	9	28.2	35	20 to 30	77.8	2	22.2
25/04/2024	20:00	0	1	2	4	3	1	0	0	0	0	0	0	0	0	0	0	0	0	0	0	11	27.5	33.3	25 to 35	63.6	4	36.4
25/04/2024	21:00	0	0	0	0	2	0	0	0	0	0	0	0	0	0	0	0	0	0	0	0	2	32	35	25 to 35	100.0	2	100.0
25/04/2024	22:00	2	0	1	1	0	0	0	0	0	0	0	0	0	0	0	0	0	0	0	0	4	18.5	25	5 to 15	50.0	*	*
25/04/2024	23:00	0	0	1	1	0	0	0	0	0	0	0	0	0	0	0	0	0	0	0	0	2	24.5	30	20 to 30	100.0	*	*
24 Hr Summary		13	4	32	96	60	21	6	1	0	0	0	0	0	0	0	0	0	0	0	233	28.1	34.4	25 to 35	67.0	88	37.8	

Incoming Histogram

Tivetshall

from Mon-Apr-01-2024-09-00-AM to Tue-Apr-30-2024-11-59-PM

Date	Starting Hr:min	<15	15 to <20	20 to <25	25 to <30	30 to <35	35 to <40	40 to <45	45 to <50	50 to <55	55 to <60	60 to <65	65 to <70	70 to <75	75 to <80	80 to <85	85 to <90	90 to <95	95 to <100	100 to >105	Total Counts	Avg Speed (MPH)	85pet Speed	10MPH Pace	% in pace	# of Speeders	% Speeders	
26/04/2024	00:00	0	0	2	2	0	0	0	0	0	0	0	0	0	0	0	0	0	0	0	0	4	24.5	27.5	20 to 30	100.0	*	*
26/04/2024	01:00	0	0	0	0	0	0	0	0	0	0	0	0	0	0	0	0	0	0	0	0	0	0	0	*	*	*	*
26/04/2024	02:00	1	1	0	0	0	0	0	0	0	0	0	0	0	0	0	0	0	0	0	0	2	12	20	0 to 10	50.0	*	*
26/04/2024	03:00	0	0	0	0	0	0	0	0	0	0	0	0	0	0	0	0	0	0	0	0	0	0	0	*	*	*	*
26/04/2024	04:00	0	0	0	0	0	0	0	0	0	0	0	0	0	0	0	0	0	0	0	0	0	0	0	*	*	*	*
26/04/2024	05:00	0	1	0	0	2	0	1	0	0	0	0	0	0	0	0	0	0	0	0	0	4	30.8	35	25 to 35	50.0	3	75.0
26/04/2024	06:00	1	0	0	2	8	1	0	0	0	0	0	0	0	0	0	0	0	0	0	0	12	30.1	34.4	25 to 35	83.3	9	75.0
26/04/2024	07:00	1	0	2	12	14	2	2	0	0	0	0	0	0	0	0	0	0	0	0	0	33	30.2	34.6	25 to 35	78.8	18	54.5
26/04/2024	08:00	0	1	4	8	5	0	1	0	0	0	0	0	0	0	0	0	0	0	0	0	19	27.7	33	25 to 35	68.4	6	31.6
26/04/2024	09:00	1	0	3	5	3	3	0	0	0	0	0	0	0	0	0	0	0	0	0	0	15	28.2	36.7	20 to 30	53.3	6	40.0
26/04/2024	10:00	0	2	5	16	4	1	0	0	0	0	0	0	0	0	0	0	0	0	0	0	28	26.7	31.2	20 to 30	75.0	5	17.9
26/04/2024	11:00	0	1	3	21	3	2	0	0	0	0	0	0	0	0	0	0	0	0	0	0	30	27.6	31.7	20 to 30	80.0	5	16.7
26/04/2024	12:00	0	1	3	15	8	1	0	0	0	0	0	0	0	0	0	0	0	0	0	0	28	28.2	33.1	25 to 35	82.1	9	32.1
26/04/2024	13:00	84	1	5	11	2	1	1	0	0	0	0	0	0	0	0	0	0	0	0	0	105	11.4	24	0 to 10	80.0	4	3.8
26/04/2024	14:00	29	2	5	8	9	5	1	0	0	0	0	0	0	0	0	0	0	0	0	0	59	18.7	33.3	5 to 15	49.2	15	25.4
26/04/2024	15:00	0	1	7	16	11	4	1	0	0	0	0	0	0	0	0	0	0	0	0	0	40	28.8	34.5	25 to 35	67.5	16	40.0
26/04/2024	16:00	1	1	3	5	9	4	1	0	0	0	0	0	0	0	0	0	0	0	0	0	24	29.7	36.2	25 to 35	58.3	14	58.3
26/04/2024	17:00	2	3	6	7	3	2	0	0	0	0	0	0	0	0	0	0	0	0	0	0	23	24.7	33.3	20 to 30	56.5	5	21.7
26/04/2024	18:00	1	1	4	3	5	0	2	1	1	0	0	0	0	0	0	0	0	0	0	0	18	30.1	42.5	25 to 35	44.4	9	50.0
26/04/2024	19:00	0	0	2	6	3	0	0	0	0	0	0	0	0	0	0	0	0	0	0	0	11	27.7	31.7	25 to 35	81.8	3	27.3
26/04/2024	20:00	0	2	1	3	2	1	0	0	0	0	0	0	0	0	0	0	0	0	0	0	9	26.4	35	25 to 35	55.6	3	33.3
26/04/2024	21:00	0	0	0	4	1	1	0	0	0	0	0	0	0	0	0	0	0	0	0	0	6	29.7	35	25 to 35	83.3	2	33.3
26/04/2024	22:00	0	0	0	3	0	1	0	0	0	0	0	0	0	0	0	0	0	0	0	0	4	29.5	30	20 to 30	75.0	1	25.0
26/04/2024	23:00	0	0	0	0	0	0	0	0	0	0	0	0	0	0	0	0	0	0	0	0	0	0	0	*	*	*	*
24 Hr Summary		121	18	55	147	92	29	10	1	1	0	0	0	0	0	0	0	0	0	0	0	474	23.3	33.4	25 to 35	50.4	133	28.1

Incoming Histogram

Tivetshall

from Mon-Apr-01-2024-09-00-AM to Tue-Apr-30-2024-11-59-PM

Date	Starting Hr:min	<15	15 to <20	20 to <25	25 to <30	30 to <35	35 to <40	40 to <45	45 to <50	50 to <55	55 to <60	60 to <65	65 to <70	70 to <75	75 to <80	80 to <85	85 to <90	90 to <95	95 to <100	100 to >105	Total Counts	Avg Speed (MPH)	85pet Speed	10MPH Pace	% in pace	# of Speeders	% Speeders
27/04/2024	00:00	0	0	0	0	0	0	0	0	0	0	0	0	0	0	0	0	0	0	0	0	0	0	*	*	*	*
27/04/2024	01:00	0	0	0	0	0	0	0	0	0	0	0	0	0	0	0	0	0	0	0	0	0	0	*	*	*	*
27/04/2024	02:00	0	0	0	0	0	0	0	0	0	0	0	0	0	0	0	0	0	0	0	0	0	0	*	*	*	*
27/04/2024	03:00	0	0	0	0	0	0	0	0	0	0	0	0	0	0	0	0	0	0	0	0	0	0	*	*	*	*
27/04/2024	04:00	0	0	0	0	0	0	0	0	0	0	0	0	0	0	0	0	0	0	0	0	0	0	*	*	*	*
27/04/2024	05:00	0	0	0	1	0	0	0	0	0	0	0	0	0	0	0	0	0	0	0	1	27	30	20 to 30	100.0	*	*
27/04/2024	06:00	0	0	0	2	0	1	0	0	0	0	0	0	0	0	0	0	0	0	0	3	30.3	40	20 to 30	66.7	1	33.3
27/04/2024	07:00	0	0	0	6	0	0	1	0	0	0	0	0	0	0	0	0	0	0	0	7	30.1	30	20 to 30	85.7	1	14.3
27/04/2024	08:00	0	2	0	4	2	1	0	0	0	0	0	0	0	0	0	0	0	0	0	9	27.1	35	25 to 35	66.7	3	33.3
27/04/2024	09:00	5	0	0	3	6	2	0	0	0	0	0	0	0	0	0	0	0	0	0	16	25.3	35	25 to 35	56.3	8	50.0
27/04/2024	10:00	0	1	2	11	4	1	0	0	0	0	0	0	0	0	0	0	0	0	0	19	27.7	32.5	25 to 35	78.9	5	26.3
27/04/2024	11:00	0	1	5	10	7	0	0	0	0	0	0	0	0	0	0	0	0	0	0	23	27.1	32.9	25 to 35	73.9	7	30.4
27/04/2024	12:00	1	1	8	8	4	0	0	0	0	0	0	0	0	0	0	0	0	0	0	22	24.9	31.2	20 to 30	72.7	4	18.2
27/04/2024	13:00	1	0	1	6	4	0	0	0	0	0	0	0	0	0	0	0	0	0	0	12	27.1	32.5	25 to 35	83.3	4	33.3
27/04/2024	14:00	12	2	2	11	5	1	0	0	0	0	0	0	0	0	0	0	0	0	0	33	21.5	31	25 to 35	48.5	6	18.2
27/04/2024	15:00	2	1	3	9	5	0	0	0	0	0	0	0	0	0	0	0	0	0	0	20	25.4	32	25 to 35	70.0	5	25.0
27/04/2024	16:00	0	1	6	10	6	2	0	0	0	0	0	0	0	0	0	0	0	0	0	25	27.6	33.3	20 to 30	64.0	8	32.0
27/04/2024	17:00	3	1	3	10	2	0	0	0	0	0	0	0	0	0	0	0	0	0	0	19	24.1	29.5	20 to 30	68.4	2	10.5
27/04/2024	18:00	0	1	3	7	4	1	0	0	0	0	0	0	0	0	0	0	0	0	0	16	27.4	33.8	25 to 35	68.8	5	31.3
27/04/2024	19:00	1	0	1	1	2	1	0	0	0	0	0	0	0	0	0	0	0	0	0	6	26.2	35	25 to 35	50.0	3	50.0
27/04/2024	20:00	0	0	1	0	1	0	0	0	0	0	0	0	0	0	0	0	0	0	0	2	27	35	15 to 25	50.0	1	50.0
27/04/2024	21:00	0	1	0	4	2	0	0	0	0	0	0	0	0	0	0	0	0	0	0	7	27.3	32.5	25 to 35	85.7	2	28.6
27/04/2024	22:00	41	0	1	1	0	0	0	0	0	0	0	0	0	0	0	0	0	0	0	43	8.4	9.6	5 to 15	95.3	*	*
27/04/2024	23:00	114	0	0	0	1	0	0	0	0	0	0	0	0	0	0	0	0	0	0	115	7.8	9.4	5 to 15	99.1	1	0.9
24 Hr Summary		180	12	36	104	55	10	0	1	0	0	0	0	0	0	0	0	0	0	0	398	18.7	30.5	5 to 15	45.2	66	16.6

Incoming Histogram

Tivetshall

from Mon-Apr-01-2024-09-00-AM to Tue-Apr-30-2024-11-59-PM

Date	Starting Hr:min	<15	15 to <20	20 to <25	25 to <30	30 to <35	35 to <40	40 to <45	45 to <50	50 to <55	55 to <60	60 to <65	65 to <70	70 to <75	75 to <80	80 to <85	85 to <90	90 to <95	95 to <100	100 to >105	Total Counts	Avg Speed (MPH)	85pet Speed	10MPH Pace	% in pace	# of Speeders	% Speeders	
28/04/2024	00:00	89	0	0	0	0	0	0	0	0	0	0	0	0	0	0	0	0	0	0	0	89	7.5	9.3	5 to 15	100.0	*	*
28/04/2024	01:00	81	0	0	0	0	0	0	0	0	0	0	0	0	0	0	0	0	0	0	0	81	7.5	9.3	5 to 15	100.0	*	*
28/04/2024	02:00	7	0	0	0	0	0	0	0	0	0	0	0	0	0	0	0	0	0	0	0	7	7.3	9.3	0 to 10	100.0	*	*
28/04/2024	03:00	1	0	0	0	0	0	0	0	0	0	0	0	0	0	0	0	0	0	0	0	1	12	15	5 to 15	100.0	*	*
28/04/2024	04:00	0	0	0	0	0	0	0	0	0	0	0	0	0	0	0	0	0	0	0	0	0	0	0	*	*	*	*
28/04/2024	05:00	0	0	0	0	0	0	0	0	0	0	0	0	0	0	0	0	0	0	0	0	0	0	0	*	*	*	*
28/04/2024	06:00	1	1	0	0	1	0	0	0	0	0	0	0	0	0	0	0	0	0	0	0	3	18.7	35	0 to 10	33.3	1	33.3
28/04/2024	07:00	0	1	0	4	1	0	0	0	0	0	0	0	0	0	0	0	0	0	0	0	6	26.3	30	25 to 35	83.3	1	16.7
28/04/2024	08:00	0	1	1	3	2	0	0	0	0	0	0	0	0	0	0	0	0	0	0	0	7	26.4	32.5	25 to 35	71.4	2	28.6
28/04/2024	09:00	8	1	5	1	3	0	0	0	0	0	0	0	0	0	0	0	0	0	0	0	18	17.2	30	0 to 10	44.4	3	16.7
28/04/2024	10:00	0	0	2	11	2	1	0	0	0	0	0	0	0	0	0	0	0	0	0	0	16	27.9	32.5	20 to 30	81.3	3	18.8
28/04/2024	11:00	0	3	10	7	4	1	0	0	0	0	0	0	0	0	0	0	0	0	0	0	25	25.3	31.2	20 to 30	68.0	5	20.0
28/04/2024	12:00	0	3	6	10	4	2	1	0	0	0	0	0	0	0	0	0	0	0	0	0	26	27	33.8	20 to 30	61.5	7	26.9
28/04/2024	13:00	0	2	3	6	0	2	0	1	0	0	0	0	0	0	0	0	0	0	0	0	14	27.4	37.5	20 to 30	64.3	3	21.4
28/04/2024	14:00	0	2	3	6	3	2	0	0	0	0	0	0	0	0	0	0	0	0	0	0	16	27.1	35	20 to 30	56.3	5	31.3
28/04/2024	15:00	0	1	5	5	4	0	0	0	0	0	0	0	0	0	0	0	0	0	0	0	15	26.2	32.5	20 to 30	66.7	4	26.7
28/04/2024	16:00	1	0	4	7	2	0	0	0	0	0	0	0	0	0	0	0	0	0	0	0	14	25	30	20 to 30	78.6	2	14.3
28/04/2024	17:00	1	1	0	1	0	2	1	0	0	0	0	0	0	0	0	0	0	0	0	0	6	28	40	35 to 45	50.0	3	50.0
28/04/2024	18:00	0	1	0	3	3	0	0	0	0	0	0	0	0	0	0	0	0	0	0	0	7	27.7	33.3	25 to 35	85.7	3	42.9
28/04/2024	19:00	1	1	2	4	1	0	0	0	0	0	0	0	0	0	0	0	0	0	0	0	9	23.2	30	20 to 30	66.7	1	11.1
28/04/2024	20:00	0	0	0	2	0	1	0	0	0	0	0	0	0	0	0	0	0	0	0	0	3	30.3	40	20 to 30	66.7	1	33.3
28/04/2024	21:00	0	0	0	1	1	0	0	0	0	0	0	0	0	0	0	0	0	0	0	0	2	29.5	35	25 to 35	100.0	1	50.0
28/04/2024	22:00	0	0	0	0	0	0	0	0	0	0	0	0	0	0	0	0	0	0	0	0	0	0	0	*	*	*	*
28/04/2024	23:00	0	0	0	1	0	0	0	0	0	0	0	0	0	0	0	0	0	0	0	0	1	27	30	20 to 30	100.0	*	*
24 Hr Summary		190	18	41	72	31	11	2	1	0	0	0	0	0	0	0	0	0	0	0	0	366	16.8	29.3	5 to 15	51.9	45	12.3

Incoming Histogram

Tivetshall

from Mon-Apr-01-2024-09-00-AM to Tue-Apr-30-2024-11-59-PM

Date	Starting Hr:min	<15	15 to <20	20 to <25	25 to <30	30 to <35	35 to <40	40 to <45	45 to <50	50 to <55	55 to <60	60 to <65	65 to <70	70 to <75	75 to <80	80 to <85	85 to <90	90 to <95	95 to <100	100 to >105	Total Counts	Avg Speed (MPH)	85pet Speed	10MPH Pace	% in pace	# of Speeders	% Speeders
29/04/2024	00:00	0	0	0	0	0	0	0	0	0	0	0	0	0	0	0	0	0	0	0	0	0	0	*	*	*	*
29/04/2024	01:00	0	0	1	0	0	0	0	0	0	0	0	0	0	0	0	0	0	0	0	1	22	25	15 to 25	100.0	*	*
29/04/2024	02:00	0	0	0	0	0	1	0	0	0	0	0	0	0	0	0	0	0	0	0	1	37	40	30 to 40	100.0	1	100.0
29/04/2024	03:00	0	0	0	0	0	0	0	0	0	0	0	0	0	0	0	0	0	0	0	0	0	0	*	*	*	*
29/04/2024	04:00	0	0	0	0	0	0	0	0	0	0	0	0	0	0	0	0	0	0	0	0	0	0	*	*	*	*
29/04/2024	05:00	0	2	0	1	2	1	0	0	0	0	0	0	0	0	0	0	0	0	0	6	27.2	35	25 to 35	50.0	3	50.0
29/04/2024	06:00	1	0	0	8	8	0	0	0	0	0	0	0	0	0	0	0	0	0	0	17	28.8	33.1	25 to 35	94.1	8	47.1
29/04/2024	07:00	2	1	2	10	6	7	1	0	0	0	0	0	0	0	0	0	0	0	0	29	29.3	37.9	25 to 35	55.2	14	48.3
29/04/2024	08:00	2	4	5	5	8	2	3	0	0	0	0	0	0	0	0	0	0	0	0	29	27.3	37.5	25 to 35	44.8	13	44.8
29/04/2024	09:00	0	0	2	7	9	0	1	0	0	0	0	0	0	0	0	0	0	0	0	19	29.8	33.9	25 to 35	84.2	10	52.6
29/04/2024	10:00	1	2	2	14	7	3	3	0	0	0	0	0	0	0	0	0	0	0	0	32	29.1	36.7	25 to 35	65.6	13	40.6
29/04/2024	11:00	3	1	10	10	10	3	0	1	0	0	0	0	0	0	0	0	0	0	0	38	27.1	34	20 to 30	52.6	14	36.8
29/04/2024	12:00	0	0	4	7	5	6	0	0	0	0	0	0	0	0	0	0	0	0	0	22	30.2	37.5	25 to 35	54.5	11	50.0
29/04/2024	13:00	1	1	5	10	11	1	0	0	0	0	0	0	0	0	0	0	0	0	0	29	27.7	33.6	25 to 35	72.4	12	41.4
29/04/2024	14:00	4	2	3	16	14	5	2	0	0	0	0	0	0	0	0	0	0	0	0	46	28.3	35	25 to 35	65.2	21	45.7
29/04/2024	15:00	0	0	3	16	15	6	1	0	0	0	0	0	0	0	0	0	0	0	0	41	30.6	35.8	25 to 35	75.6	22	53.7
29/04/2024	16:00	0	0	2	13	7	2	2	0	0	0	0	0	0	0	0	0	0	0	0	26	30.1	35	25 to 35	76.9	11	42.3
29/04/2024	17:00	1	1	2	14	8	3	1	0	0	0	0	0	0	0	0	0	0	0	0	30	28.9	35	25 to 35	73.3	12	40.0
29/04/2024	18:00	2	1	1	6	8	2	0	0	0	0	0	0	0	0	0	0	0	0	0	20	28	34.4	25 to 35	70.0	10	50.0
29/04/2024	19:00	0	0	0	3	1	0	0	0	0	0	0	0	0	0	0	0	0	0	0	4	28.3	30	25 to 35	100.0	1	25.0
29/04/2024	20:00	0	0	1	4	3	1	0	0	0	0	0	0	0	0	0	0	0	0	0	9	29.4	35	25 to 35	77.8	4	44.4
29/04/2024	21:00	0	0	0	1	0	0	1	0	0	0	0	0	0	0	0	0	0	0	0	2	34.5	45	20 to 30	50.0	1	50.0
29/04/2024	22:00	0	0	0	4	0	0	1	0	0	0	0	0	0	0	0	0	0	0	0	5	30.2	30	20 to 30	80.0	1	20.0
29/04/2024	23:00	0	0	0	0	0	0	0	0	0	0	0	0	0	0	0	0	0	0	0	0	0	0	*	*	*	*
24 Hr Summary		17	15	43	149	122	43	16	1	0	0	0	0	0	0	0	0	0	0	0	406	28.9	35	25 to 35	66.7	182	44.8

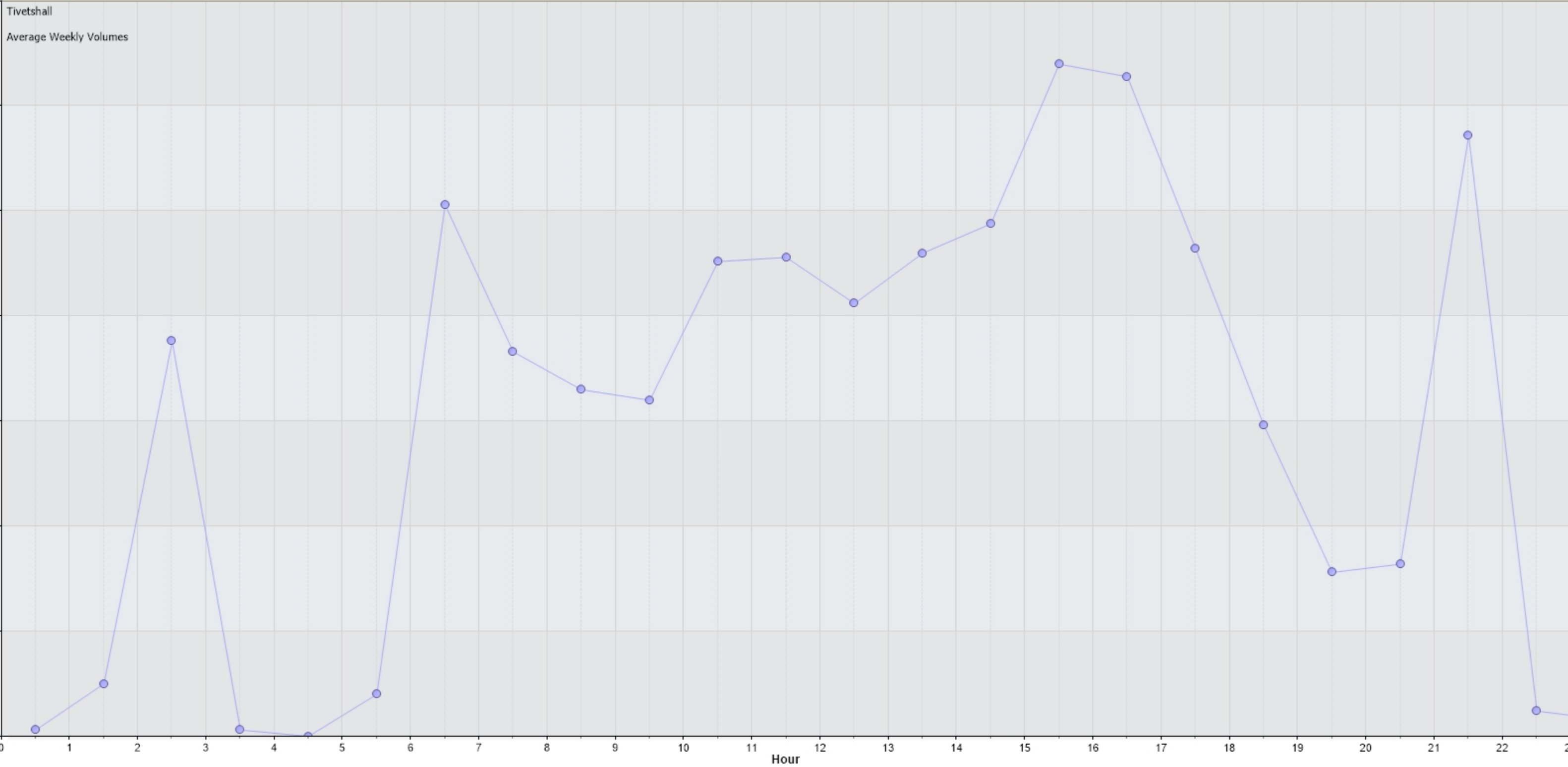
Incoming Histogram

Tivetshall

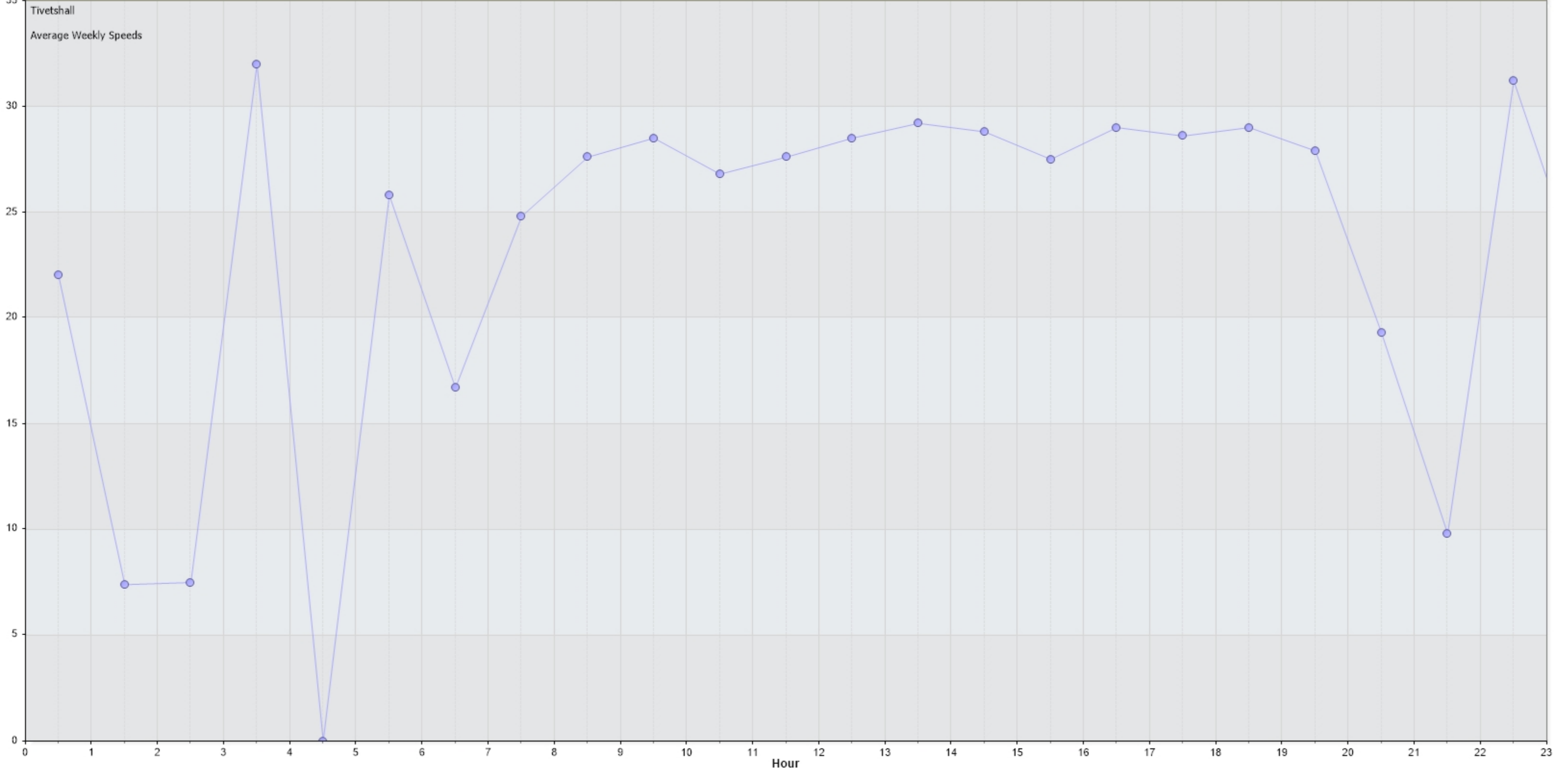
from Mon-Apr-01-2024-09-00-AM to Tue-Apr-30-2024-11-59-PM

Date	Starting Hr:min	<15	15 to <20	20 to <25	25 to <30	30 to <35	35 to <40	40 to <45	45 to <50	50 to <55	55 to <60	60 to <65	65 to <70	70 to <75	75 to <80	80 to <85	85 to <90	90 to <95	95 to <100	100 to >105	Total Counts	Avg Speed (MPH)	85pet Speed	10MPH Pace	% in pace	# of Speeders	% Speeders	
30/04/2024	00:00	0	0	0	0	0	0	0	0	0	0	0	0	0	0	0	0	0	0	0	0	0	0	*	*	*	*	
30/04/2024	01:00	0	0	0	0	0	0	0	0	0	0	0	0	0	0	0	0	0	0	0	0	0	0	*	*	*	*	
30/04/2024	02:00	0	0	0	0	0	0	0	0	0	0	0	0	0	0	0	0	0	0	0	0	0	0	*	*	*	*	
30/04/2024	03:00	1	0	0	0	0	0	0	0	0	0	0	0	0	0	0	0	0	0	0	0	1	7	10	0 to 10	100.0	*	*
30/04/2024	04:00	0	0	0	0	0	0	0	0	0	0	0	0	0	0	0	0	0	0	0	0	0	0	*	*	*	*	
30/04/2024	05:00	0	0	0	0	0	0	0	0	0	0	0	0	0	0	0	0	0	0	0	0	0	0	*	*	*	*	
30/04/2024	06:00	1	2	7	7	4	1	0	0	0	0	0	0	0	0	0	0	0	0	0	0	22	25.4	32.5	20 to 30	63.6	5	22.7
30/04/2024	07:00	2	1	3	10	11	5	1	0	0	0	0	0	0	0	0	0	0	0	0	0	33	29	36	25 to 35	63.6	17	51.5
30/04/2024	08:00	0	0	1	12	7	2	0	0	0	0	0	0	0	0	0	0	0	0	0	0	22	29.5	34.3	25 to 35	86.4	9	40.9
30/04/2024	09:00	1	1	4	8	7	1	1	0	0	0	0	0	0	0	0	0	0	0	0	0	23	27.6	34.3	25 to 35	65.2	9	39.1
30/04/2024	10:00	0	1	1	7	4	0	0	0	0	0	0	0	0	0	0	0	0	0	0	0	13	27.5	32.5	25 to 35	84.6	4	30.8
30/04/2024	11:00	2	0	3	9	8	0	0	0	0	0	0	0	0	0	0	0	0	0	0	0	22	26.5	33.1	25 to 35	77.3	8	36.4
30/04/2024	12:00	0	0	3	13	7	2	0	0	0	0	0	0	0	0	0	0	0	0	0	0	25	28.8	33.6	25 to 35	80.0	9	36.0
30/04/2024	13:00	0	0	3	11	6	3	1	0	0	0	0	0	0	0	0	0	0	0	0	0	24	29.7	35	25 to 35	70.8	10	41.7
30/04/2024	14:00	2	1	5	15	6	4	0	0	0	0	0	0	0	0	0	0	0	0	0	0	33	27.3	34.2	25 to 35	63.6	10	30.3
30/04/2024	15:00	1	2	6	20	13	0	0	1	0	0	0	0	0	0	0	0	0	0	0	0	43	27.7	33.1	25 to 35	76.7	14	32.6
30/04/2024	16:00	0	0	3	15	10	2	2	0	0	0	0	0	0	0	0	0	0	0	0	0	32	30	34.5	25 to 35	78.1	14	43.8
30/04/2024	17:00	2	1	0	8	6	4	4	0	0	0	0	0	0	0	0	0	0	0	0	0	25	30.7	40	25 to 35	56.0	14	56.0
30/04/2024	18:00	17	0	4	6	7	1	0	1	0	0	0	0	0	0	0	0	0	0	0	0	36	19.2	32.9	5 to 15	47.2	9	25.0
30/04/2024	19:00	43	0	1	4	1	0	1	0	0	0	0	0	0	0	0	0	0	0	0	0	50	10.5	9.9	0 to 10	86.0	2	4.0
30/04/2024	20:00	3	0	1	2	2	0	0	0	0	0	0	0	0	0	0	0	0	0	0	0	8	20.3	32.5	25 to 35	50.0	2	25.0
30/04/2024	21:00	0	0	0	1	0	0	0	0	0	0	0	0	0	0	0	0	0	0	0	0	1	27	30	20 to 30	100.0	*	*
30/04/2024	22:00	0	1	2	0	0	0	1	0	0	0	0	0	0	0	0	0	0	0	0	0	4	26	25	15 to 25	75.0	1	25.0
30/04/2024	23:00	0	0	1	0	0	0	0	0	0	0	0	0	0	0	0	0	0	0	0	0	1	22	25	15 to 25	100.0	*	*
24 Hr Summary		75	10	48	148	99	25	11	2	0	0	0	0	0	0	0	0	0	0	0	418	25.2	33.7	25 to 35	59.1	137	32.8	

Incoming:Average Hourly Volume for Week of 01/04/2024
Average Counts By Hour (01/04/2024) — Average Counts By Hour (01/04/2024)



Incoming: Average Hourly WEEKDAY Speeds for Week of 01/04/2024
Average Hourly WEEKDAY Speeds By Hour (01/04/2024) — Average Hourly WEEKDAY Speeds By Hour (01/04/2024)



Tivetshall
Average Weekly Speeds

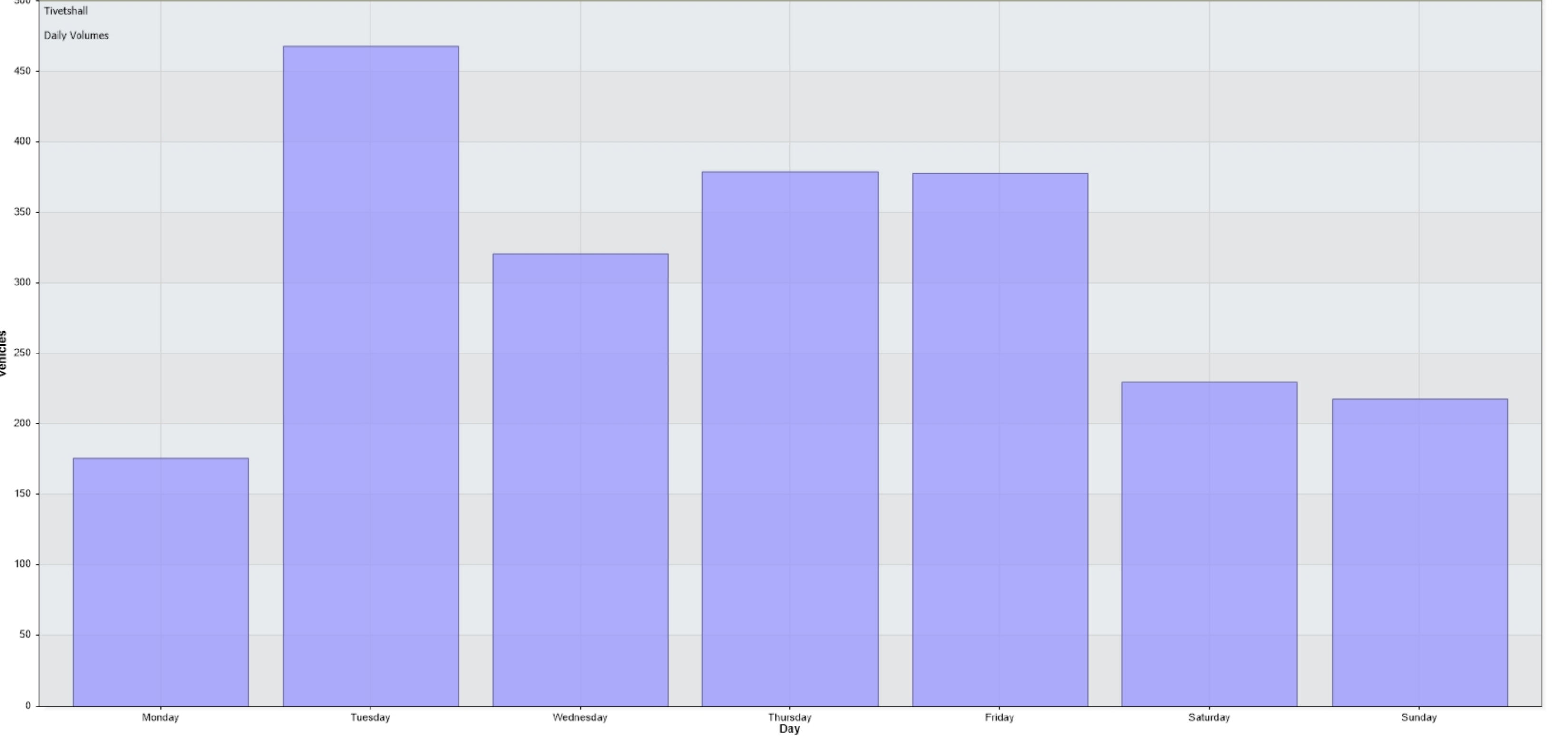
Hour

MPH

Incoming:Daily Volume for Week of 01/04/2024

Daily Vehicle Counts

Daily Vehicle Counts



Vehicles

Day

Monday

Tuesday

Wednesday

Thursday

Friday

Saturday

Sunday

Tivetshall
Daily Volumes